

**DESERT COMMUNITY COLLEGE DISTRICT  
REGULAR BOARD MEETING  
CRAVENS MULTI-PURPOSE ROOM  
THURSDAY, JUNE 16, 2011  
MINUTES**

**I. CALL TO ORDER – PLEDGE OF ALLEGIANCE**

Chair Hayden called the meeting to order at 9:31 a.m. and asked the new Student Trustee, Aaron Bonner, to lead the Pledge of Allegiance.

**II. ROLL CALL**

President Patton called the roll.

Trustees Broughton, Hayden, Marman, O'Neill and Student Trustee Bonner were present. Trustee Stefan was not present due to a death in the family. She was excused.

**III. SWEARING IN OF NEW STUDENT TRUSTEE**

Board Chair Charles Hayden administered the Oath of Office to Aaron K. Bonner, the new Student Trustee.

Trustee Hayden asked Dr. Edwin Deas, Vice President, Business Affairs, to introduce his guest. Dr. Deas introduced Mr. Ken Salyer of HMC Architects. Mr. Salyer explained the various components of the Public Safety Academy that qualified the college for LEED status and presented Trustee Hayden with the LEED Silver Award.

**IV. CONFIRMATION OF AGENDA**

A motion was made by Trustee Marman, seconded by Trustee Broughton, to approve the agenda of the June 16, 2011 Board meeting. Motion carried with one absent.

**V. PUBLIC COMMENTS**

None.

**VI. APPROVE THE MINUTES**

The minutes were distributed late to the members and there was not enough time for review so they will be approved at the July meeting.

**VII. REPORTS**

**A. GOVERNING BOARD**

Each of the Board members present gave a brief report on their activities for the past month. Student Trustee Bonner departed after giving his report in order to attend class.

**B. ASCOD**

Tony Aguilar was present and gave a brief report.

**C. ACADEMIC SENATE**

Zerryl Becker was not present.

**D. FACULTY ASSOCIATION**

Gary Bergstrom was not able to attend as he was teaching a class.

**E. C.O.D.A.A.**

David Bashore was not present during the report section but arrived after his class ended and briefly addressed the board.

**F. CSEA**

Mary Lisi was present and gave a brief report.

**G. COLLEGE OF THE DESERT FOUNDATION**

Jim Hummer was present and gave a brief report.

**H. COLLEGE OF THE DESERT ALUMNI ASSOCIATION**

Gene Marchu was present and gave a brief report.

**VIII. CONSENT AGENDA**

Trustee Marman requested that Business Affairs: Human Resources item #13, Leadership-Revised Job Descriptions be pulled for discussion under the Action agenda. Trustee Broughton found a few clerical errors in the job descriptions and she forwarded them to Human Resources Executive Director, Robert Blizinski.

A motion was made by Trustee O'Neill, seconded by Trustee Broughton, to approve the Consent agenda with the change noted. Motion carried with Trustee Stefan and Student Trustee Bonner absent.

*\*~~Strikeout~~ indicates moved to Action Agenda or Closed Session*

**A. BUSINESS AFFAIRS – Human Resources**

1. Classified – Change in Assignments
2. Classified – Appointment
3. Temporary Faculty – Extension of Assignment
4. Classified – Termination
5. Faculty – Partial Unpaid Leave of Absence
6. Classified – Unpaid Leave of Absence
7. Hourly Personnel – Student Workers, Tutors, Temporary & Substitute Employees
8. Employment Agreements
9. Hourly Personnel – Adjunct Faculty
10. Classified – Extension of Assignments
11. Re-Opener – CODAA – 2<sup>nd</sup> Reading
12. Faculty – Retirement
13. Leadership – Revised Job Descriptions
14. Leadership – New Job Description
15. Classified – Reclassification of Positions
16. Classified – New Job Description
17. Volunteer

**B. BUSINESS AFFAIRS – Fiscal Services and Facilities Services**

1. Approval of Contracts
2. Gift/Donation to the District
3. Payroll #11
4. To Approve Out-of-State Travel
5. Approval of Warrant Lists

**IX. ACTION AGENDA**

**A. ITEMS PULLED FROM THE CONSENT AGENDA FOR SEPARATE DISCUSSION AND CONSIDERATION**

**BUSINESS AFFAIRS – Human Resources (From the Consent agenda)**

13. Leadership – Revised Job Description

Trustee Marman appreciated seeing a strike-out copy of the various job descriptions. He questioned the job description for the Dean, Library and Learning Resources. The words “distance education” have been removed from the title and he asked if this Dean is still responsible for this area. Vice President Herzek confirmed this Dean is still responsible for distance education.

A motion was made by Trustee Marman, seconded by Trustee Broughton, to approve the Leadership: Revised Job Descriptions as presented. President Patton suggested Mr. Blizinski could present an overview of the philosophical concepts of job descriptions and what should and should not be included at a future meeting. Motion carried with Trustee Stefan and Student Trustee Bonner absent.

**B. BUSINESS AFFAIRS - Fiscal Services and Facilities Services**

1. Approval of 2013-2017 Five-Year Construction Plan

A motion was made by Trustee O'Neill, seconded by Trustee Broughton, to approve the 2013-2017 Five-Year Construction Plan as presented. There was discussion about the Mecca-Thermal sewage issue relative to the plan. Motion carried with Trustee Stefan and Student Trustee Bonner absent.

2. Declare Equipment as Surplus

A motion was made by Trustee O'Neill, seconded by Trustee Marman, to declare the equipment as surplus as presented. Motion carried with Trustees Stefan and Broughton and Student Trustee Bonner absent. *(Trustee Broughton had to leave the meeting for 1 hour)*

3. Budget Transfers

A motion was made by Trustee O'Neill, seconded by Trustee Marman, to approve the budget transfers as presented. Motion carried with Trustees Stefan and Broughton and Student Trustee Bonner absent.

4. 2011-12 Tentative Budget

A motion was made by Trustee Marman, seconded by Trustee O'Neill, to approve the tentative budget as presented. Motion carried with Trustees Stefan and Broughton and Student Trustee Bonner absent.

5. Adopt Resolution #061611-2 Riverside Schools Risk Management Authority (RSRMA)

A motion was made by Trustee O'Neill, seconded by Trustee Marman, to accept title to the underdeveloped real property as presented. A roll-call vote was taken with 3 ayes and 2 absent. Motion carried.

**X. ITEMS OF INFORMATION**

None.

**XI. SUGGESTIONS FOR FUTURE AGENDAS**

None.

**XII. BOARD COMMENTS**

None.



### **XIII. CLOSED SESSION:**

1. CONFERENCE WITH LEGAL COUNSEL – ANTICIPATED LITIGATION:  
Specify number of potential cases - 2
2. PUBLIC EMPLOYEE DISCIPLINE/DISMISSAL/RELEASE

### **XIV. RECONVENE TO OPEN SESSION**

A motion was made by Trustee O'Neill, seconded by Trustee Marman to approve the discipline of employee #0426801 as presented in closed session. Motion carried with Trustees Stefan and Broughton and Student Trustee Bonner absent.

A motion was made by Trustee Marman, seconded by Trustee O'Neill to approve the release of employees #0042738, 0041720 & 0038432 as presented in closed session. Motion carried with Trustees Stefan and Student Trustee Bonner absent.

### **XV. STUDY SESSION**

1. Tony DiSalvo, Dean, School of Communication and Humanities, reviewed a Power Point on Non-Credit Fee-based ESL. Discussion followed.

Trustee Hayden invited David Bashore, President, CODAA, to address the Board. He does not have a report but wanted to comment on his absence the last couple months. He has a conflict with a class he teaches at another school.

2. Redistricting

Dr. Edwin Deas introduced Kimi Shigetani, Vice President, Community College League of California, Stacy Berger, Regional Representative, Community College League of California and Paul Mitchell of Redistricting Partners. Both Ms. Berger and Mr. Mitchell reviewed a Power Point with the members on the redistricting process.

The next step is Redistricting Partners will work on the regression analysis for the elections to determine if there are radically polarized voting issues and then another presentation to the Board will be scheduled. They will present 3 possible line redraws and they recommend the line redraws be available for public comment for 30-60 days. Once public comments have been received the Board will vote on which line option to go with. Redistricting Partners will file the necessary paperwork with the County.

3. Planning and Budgeting

Dr. Edwin Deas, Vice President, Business Affairs, presented and reviewed 2 Power Points; Review/Update of State's Budget and Four-Year Projections, and Latest Proposed State Budget.

Farley Herzek, Vice President, Academic Affairs, and Adrian Gonzales, Interim Vice President Student Affairs/Dean Student Support Services, presented and reviewed several handouts with the members. Discussion followed.

The Board will receive an update each meeting on the Summer Study Groups. This information will also be posted on the college portal.

Dr. Diane Ramirez, Vice President, Student Affairs, welcomed Adrian Gonzales to the Board. He will be seated with the other Vice Presidents starting with the next Board meeting.

**XVI. CLOSED SESSION:**

1. PUBLIC EMPLOYEE PERFORMANCE EVALUATION – President

**XVII. RECONVENE TO OPEN SESSION**

No reportable action taken in this closed session.

**XVIII. ADJOURN**

A motion was made by Trustee Broughton, seconded by Trustee O'Neill to adjourn. Meeting adjourned at 4:15 p.m.

---

By: Michael O'Neill, Clerk

# Review / Update of State's Budget and Four-Year Projections

Plenary Session  
Summer Study Group  
June 15, 2011

# Landing on the Magnitude of the Budget Problem

## Issues:

1. COD has been running deficits in recent budgets.
2. Even with consistent funding, those deficits will escalate significantly.

1+2 = Structural Budget Deficit

3. We will sustain cuts in our State funding.

1+2+3 = Projected budget deficits over the next four years that will consume all reserves and render COD bankrupt if no action is taken

# The Budget Problem Over Four Years

## Assumptions:

1. The so-called Mid-Case State Funding Cut Scenario (\$3,535,000).
2. Expenditure reduction plans must be developed to maintain a minimum 7.5% reserve per year.

	FY2011/12	FY2012/13	FY2013/14	FY2014/15
Opening Fund Balance	\$7,464,768	\$2,400,174	(\$ 3,733,560)	(\$10,739,317)
Projected Excess of Revenues over Expenditures	(\$5,064,594)	(\$6,133,734)	(\$ 7,005,757)	(\$ 7,877,780)
Projected Closing Fund Balance	\$2,400,174	(\$3,733,560)	(\$10,739,317)	(\$18,617,097)
Required Expenditure Reduction Plans				
– Existing		\$2,500,000	\$ 6,578,376	\$13,621,633
– <b>New</b>	<b>\$2,500,000</b>	<b>\$4,078,376</b>	<b>\$ 7,043,257</b>	<b>\$ 7,915,280</b>
Required Closing Fund Balance	\$4,900,174	\$2,844,816	\$ 2,882,316	\$ 2,919,816

# Consideration of New Expenditure Reduction Plans

- New revenue sources
- Expenditure reductions tempered by legal restrictions
- Compensation is 83% of total General Fund budget
- Compensation reduction plans can only be achieved through a combination of reduction in salaries and/or benefits and a reduction in workforce
- The merits of focusing on one fiscal year at a time versus development of a four-year plan
- \$2 million expenditure reduction plan for FY2011/12

Reduction in classes/adjuncts:	\$ 900,000
Reduction in leadership:	500,000
Reduction in classified:	<u>600,000</u>
	\$2,000,000

(Avoidance of benefits increase \$500,000 + \$2,000,000 = \$2,500,000 noted earlier)

# The Budget Problem Over Four Years

## Assumptions:

1. Using the Best-Case State Funding Cut Scenario (\$2,162,000).
2. Expenditure reduction plans must be developed to maintain a minimum 7.5% reserve per year.

	FY2011/12	FY2012/13	FY2013/14	FY2014/15
Opening Fund Balance	\$7,464,768	\$3,773,174	(\$ 987,560)	(\$ 6,620,317)
Projected Excess of Revenues over Expenditures	(\$3,691,594)	(\$4,760,734)	(\$ 5,632,757)	(\$ 6,504,780)
Projected Closing Fund Balance	\$3,773,174	(\$ 987,560)	(\$ 6,620,317)	(\$13,125,097)
Required Expenditure Reduction Plans				
– Existing		\$2,500,000	\$ 3,935,351	\$ 9,605,608
– <b>New</b>	<b>\$2,500,000</b>	<b>\$1,435,351</b>	<b>\$ 5,670,257</b>	<b>\$ 6,542,280</b>
Required Closing Fund Balance	\$6,273,174	\$2,947,791	\$ 2,985,291	\$ 3,022,791



Community College  
League of California



# Redistricting, 2011

## College of the Desert

Overview of District and application of  
State/Federal voting rights acts



# What is Redistricting

## definition

Redistricting is the process of drawing district lines. It is done every 10 years after the release of the US Census. The well known examples are Congress and the legislature.

Community Colleges with districts must also do redistricting.

Reapportionment is the process of assigning congressional seats to states.

# What is Districting

possibly required by CVRA

CVRA Analysis is the process of determining the requirements for districts under the California Voting Rights Act.

Districting could be required of districts that have protected minorities that are unable to elect a member of their group under the at-large system.

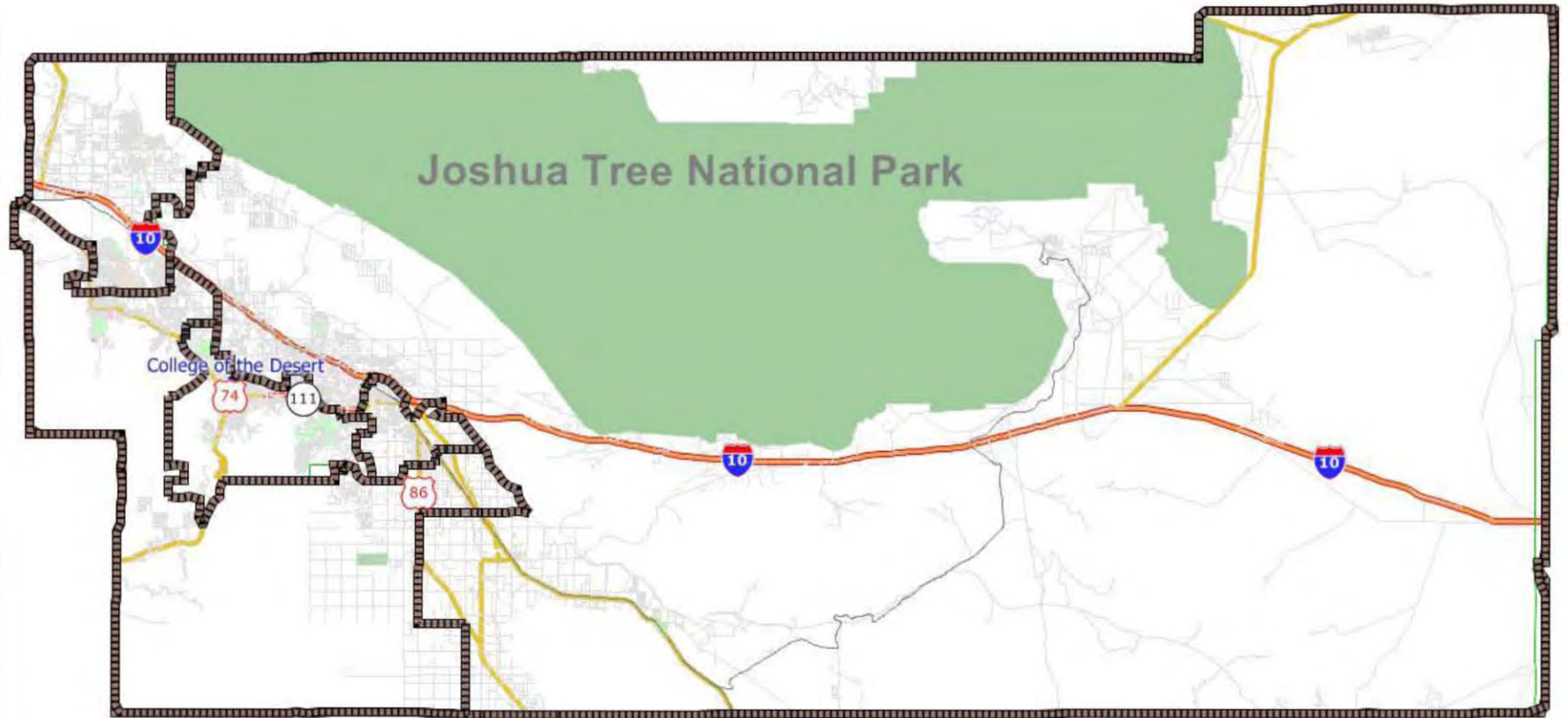


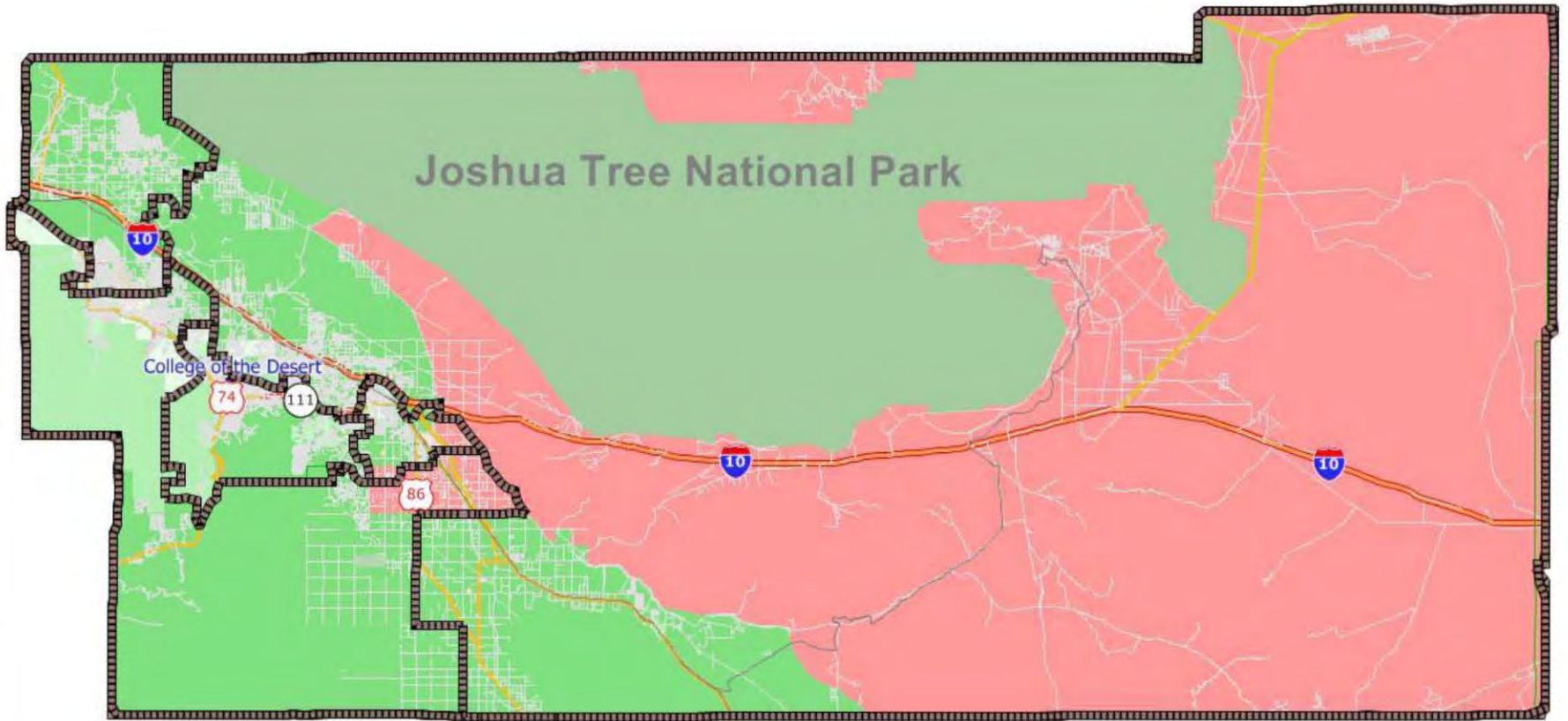
# How does CVRA Analysis Work

## What will Redistricting Partners Look For?

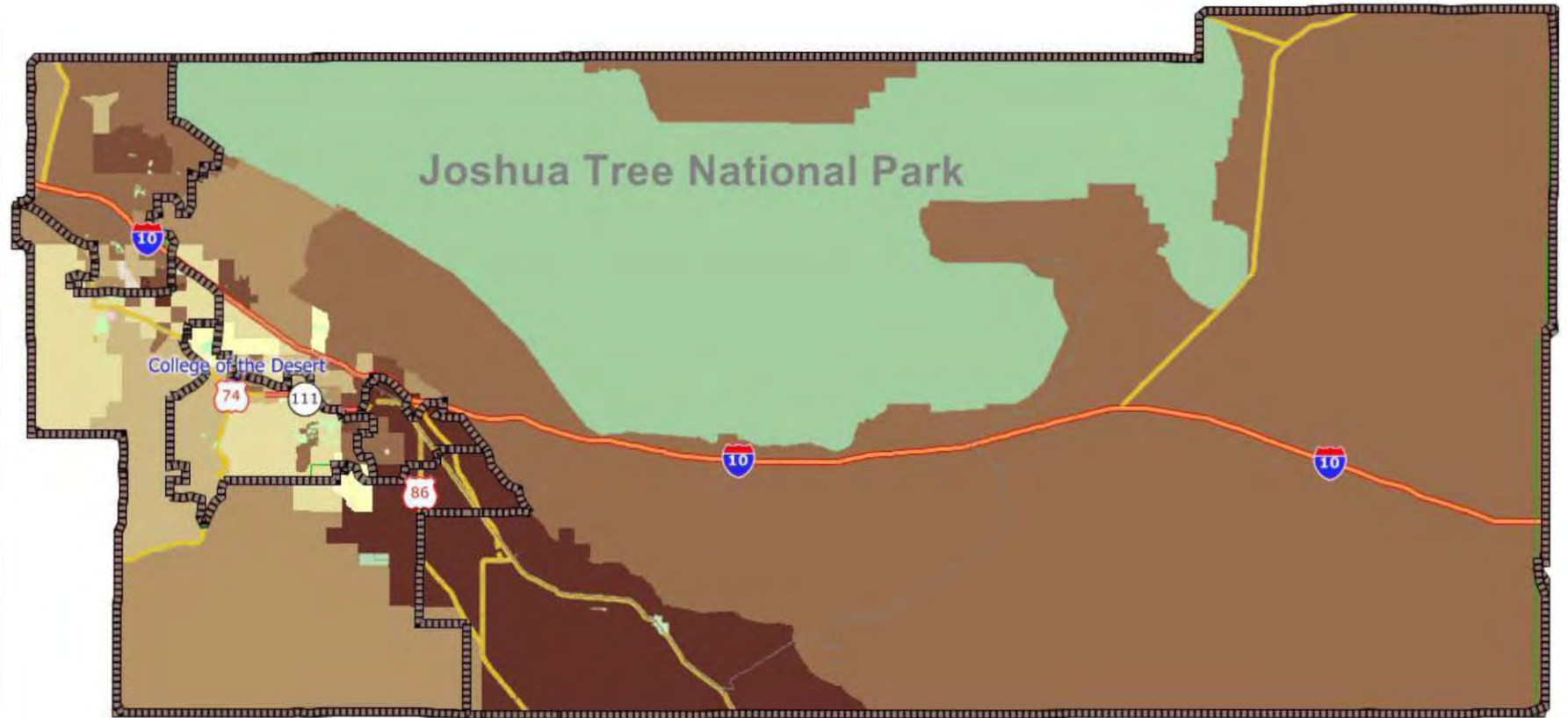
The CVRA requires boards with at large systems to review their underlying voter patterns to determine if a “districted” system would empower subgroups.

- Concentrations of minority subgroups
- *Racially polarized voting*
- Would election-by-district empower subgroups to “influence” elections?









# How does CVRA Analysis Work

## What will Redistricting Partners Look For?

The CVRA requires boards with at large systems to review their underlying voter patterns to determine if a “districted” system would empower subgroups.

- Concentrations of minority subgroups
- *Racially polarized voting*
- Would election-by-district empower subgroups to “influence” elections?

# How does CVRA Analysis Work

## What is Racially Polarized voting?

The CVRA requires boards with at large systems to look for racially polarized voting.

- This is not just election results for the Trustee board
- Must look at other elections.
- Requires regression analysis to determine weight of different factors in election results.





# How does CVRA Analysis Work

An example from Orange County.

In this map, the vote for the Democratic Assembly candidate was similar as that district's vote for Democrats in 2008.

	A	B	C	D	E	F
<b>Dem. Kenneth Arnold 2008</b>	55%	52%	52%	46%	44%	42%
<b>Dem. Phu Nguyen 2010</b>	55%	52%	51%	45%	41%	41%

This would suggest that the voting behavior in this area is NOT racially polarized.

# How does CVRA Analysis Work

## What is Racially Polarized voting?



# How does CVRA Analysis Work

## An example from Orange County?

In these census tracts the Democratic vote skyrockets when the candidate for office goes from being a Republican Asian (2008) to a Democratic Asian (2010).

	A	B	C	D	E	F
<b>Dem. Kenneth Arnold 2008</b>	37%	32%	37%	38%	41%	43%
<b>Dem. Phu Nguyen 2010</b>	58%	52%	53%	47%	49%	55%

This switch is 20+ points in some parts of the Asian community, showing that race is the overwhelming factor and overrides partisanship for many voters.

# How does CVRA Analysis Work

What elections would we look at?

The review is not just of current board member elections, but the entire area.

## **2010 General Election**

Lt. Governor – *Gavin Newsom vs. Abel Maldonado*

Sec of State – *Debra Bowen vs. Damon Dunn*

Controller – *John Chiang vs. Tony Strickland*

AG – *Kamala Harris vs. Steve Cooley*

LA County Assessor – *John Noguez vs. John Wong*

AD64 – *Brian Nestande vs. Jose Medina*

Coachella Valley USD Board Member – *Elizabeth Toledo, Mike Wells*

# How does CVRA Analysis Work

What elections would we look at?

The review is not just of current board member elections, but the entire area.

Desert Sands USD Board Member – Donald Griffith, Michael Duran  
Cathedral City Councilmember – Sam Toles, Chuck Vasquez, Paul Marchand

Indio Councilmember – Ascencion “Sam” Torres, Michael Wilson, Ben Godfrey, Gene Gilbert, etc.

La Quinta Mayor – Robert Sylk, John Pena, Don Adolph

La Quinta Councilmember – Tim Campbell, Linda Evans, Dennis Lubas, Eric Frankson, Joe Maldonado, etc.

Coachella Valley Water Board – John Powell, Matt Monica

Coachella Valley Water Board – Russell Kitahara, Deborah Livesay

# How does CVRA Analysis Work

What elections would we look at?

The review is not just of current board member elections, but the entire area.

## **2010 Primary Election**

Rep Lt. Governor – *Abel Maldonado* vs. Sam Aanestad

Rep Sec of State – *Damon Dunn* vs. Orly Taitz

Dem Attorney General – Pedro Nava, Alberto Torrico, Mike Schimier, Ted Lieu, Rocky Delgadillo, Chris Kelly, *Kamala Harris*

Dem Insurance Commissioner – *Dave Jones*, Hector De La Torre

Supt of Public Instruction – Gloria Romero, *Larry Aceves*, *Tom Torlakson*

# How does CVRA Analysis Work

What elections would we look at?

The review is not just of current board member elections, but the entire area.

## **2008 General Election**

SD37 – John Benoit, Arthur Guerrero

AD80 – Manuel Perez, Gary Jeandron

Desert CC Board Member – Bonnie Stefan, Roger Nunez

Coachella Valley USD Board Member – Joseph Murillo, Mike Wells

Desert Sands USD Board Member – Matt Monica, Jim Koedyker, Gary Tomak, John Mendoza



# Traditional Redistricting Principles

Should be followed by Community College Districts

There are a number of criteria that have been used nationally and upheld by courts.

- Relatively equal size - people, not citizens
- *Contiguous* – districts should not hop/jump
- Maintain *communities of interest*
- Follow city/county/local government lines
- Keep districts *compact* – appearance/function
- Preserving voter choices (incumbents)

# Traditional Redistricting Principles

## Equal Size Districts

	<b>01_Population</b>	<b>Population</b>	<b>Growth</b>	<b>Deviation</b>	<b>% Deviation</b>
1	76,851	118,063	54%	32,498	+38%
2	66,931	86,695	30%	1,130	+1%
3	58,440	67,089	15%	(18,476)	-22%
4	58,689	68,998	18%	(16,567)	-19%
5	58,879	81,515	38%	(4,050)	-5%

# Traditional Redistricting Principles

## Equal Size Districts

	<b>01_Population</b>	<b>Population</b>	<b>Deviation</b>	<b>Goal Population 85,565</b>
1	76,851	118,063	+38%	
2	66,931	86,695	+1%	
3	58,440	67,089	-22%	
4	58,689	68,998	-19%	
5	58,879	81,515	-5%	

# Traditional Redistricting Principles

## Equal Size Districts

	01_Population	Population	Deviation	Goal Population <b>85,565</b>
1	76,851	118,063	+38%	Safe High
2	66,931	86,695	+1%	<b>89,843</b>
3	58,440	67,089	-22%	
4	58,689	68,998	-19%	Safe Low
5	58,879	81,515	-5%	<b>81,287</b>

# How does CVRA Analysis Work

## What will Redistricting Partners Look For?

The CVRA requires boards with at large systems to review their underlying voter patterns to determine if a “districted” system would empower subgroups.

- Concentrations of minority subgroups
- *Racially polarized voting*
- **Would election-by-district empower subgroups to “influence” elections?**



# Initial District Review

Field	Value
District	1
01_Population	76,851
Population	118,063
Population Growth	54%
Deviation	32,498
% Deviation	38%
Asian	3,246
% Asian	3%
01_Asian	1,423
% 01_Asian	2%
Asian_CVAP	1,559
% Asian_CVAP	2%
Black	1,945
% Black	2%
01_Black	1,018
% 01_Black	1%
Black_CVAP	2,662
% Black_CVAP	4%
Hispanic Origin	55,585
% Hispanic Origin	47%
01_Hispanic Origin	32,497
% 01_Hispanic Origin	42%
B_LAT_CVAP	16,610
% B_LAT_CVAP	24%





# Initial District Review

Field	Value
District	1
01_Population	76,851
Population	118,063
Population Growth	54%
Deviation	32,498
% Deviation	38%
Asian	3,246
% Asian	3%
01_Asian	1,423
% 01_Asian	2%
Asian_CVAP	1,559
% Asian_CVAP	2%
Black	1,945
% Black	2%
01_Black	1,018
% 01_Black	1%
Black_CVAP	2,662
% Black_CVAP	4%
Hispanic Origin	55,585
% Hispanic Origin	47%
01_Hispanic Origin	32,497
% 01_Hispanic Origin	42%
B_LAT_CVAP	16,610
% B_LAT_CVAP	24%





### Latino Density



Miles

Field	Value
District	1
01_Population	76,851
Population	118,063
Population Growth	54%
Deviation	32,498
% Deviation	38%
Asian	3,246
% Asian	3%
01_Asian	1,423
% 01_Asian	2%
Asian_CVAP	1,559
% Asian_CVAP	2%
Black	1,945
% Black	2%
01_Black	1,018
% 01_Black	1%
Black_CVAP	2,662
% Black_CVAP	4%
Hispanic Origin	55,585
% Hispanic Origin	47%
01_Hispanic Origin	32,497
% 01_Hispanic Origin	42%
B_LAT_CVAP	16,610
% B_LAT_CVAP	24%



Becky Broughton





# Initial District Review

Field	Value
District	2
01_Population	66,931
Population	86,695
Population Growth	30%
Deviation	1,130
% Deviation	1%
Asian	3,402
% Asian	4%
01_Asian	2,190
% 01_Asian	3%
Asian_CVAP	1,260
% Asian_CVAP	3%
Black	4,665
% Black	5%
01_Black	3,067
% 01_Black	5%
Black_CVAP	2,768
% Black_CVAP	6%
Hispanic Origin	42,762
% Hispanic Origin	49%
01_Hispanic Origin	25,879
% 01_Hispanic Origin	39%
B_LAT_CVAP	12,656
% B_LAT_CVAP	26%

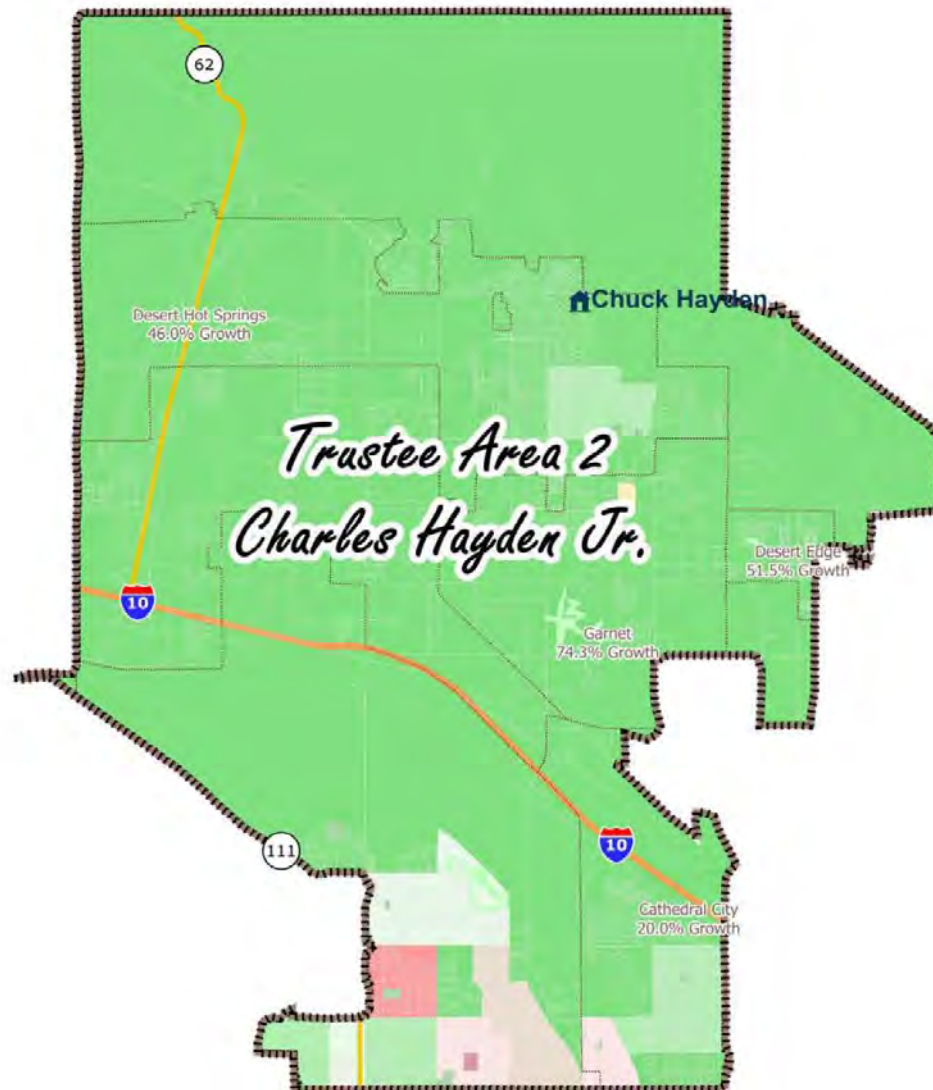


Data from US Census 2011 Release  
Voter data from Political Data Inc. (PDI)



# Initial District Review


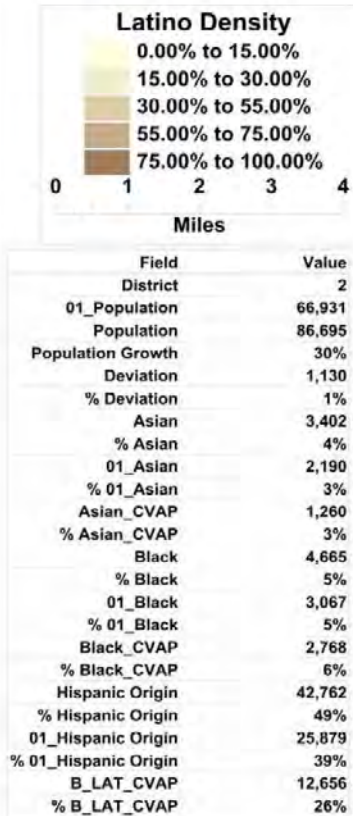
Field	Value
District	2
01_Population	66,931
Population	86,695
Population Growth	30%
Deviation	1,130
% Deviation	1%
Asian	3,402
% Asian	4%
01_Asian	2,190
% 01_Asian	3%
Asian_CVAP	1,260
% Asian_CVAP	3%
Black	4,665
% Black	5%
01_Black	3,067
% 01_Black	5%
Black_CVAP	2,768
% Black_CVAP	6%
Hispanic Origin	42,762
% Hispanic Origin	49%
01_Hispanic Origin	25,879
% 01_Hispanic Origin	39%
B_LAT_CVAP	12,656
% B_LAT_CVAP	26%



Data from US Census 2011 Release  
Voter data from Political Data Inc. (PDI)



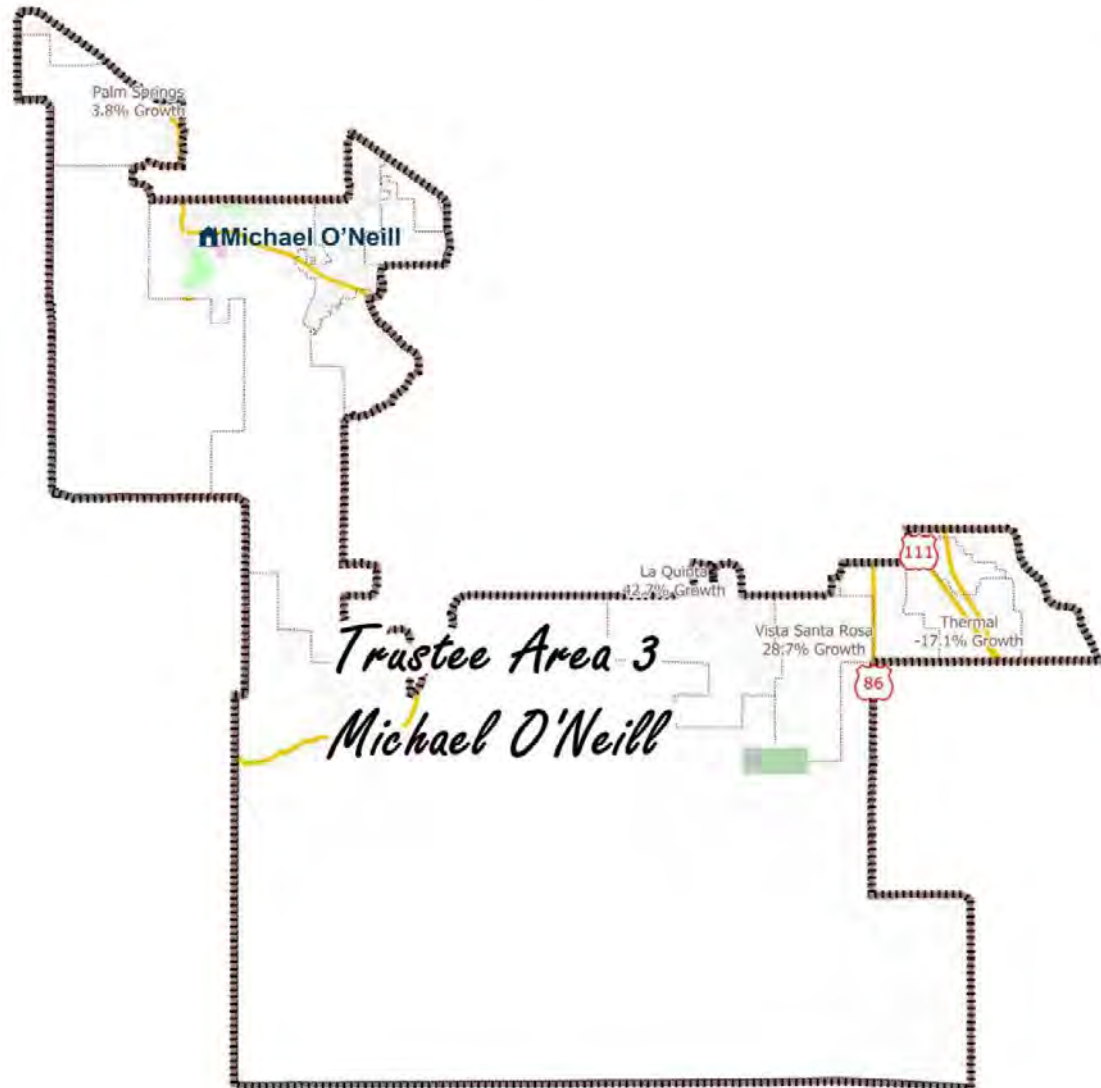
# Initial District Review



Data from US Census 2011 Release  
Voter data from Political Data Inc. (PDI)



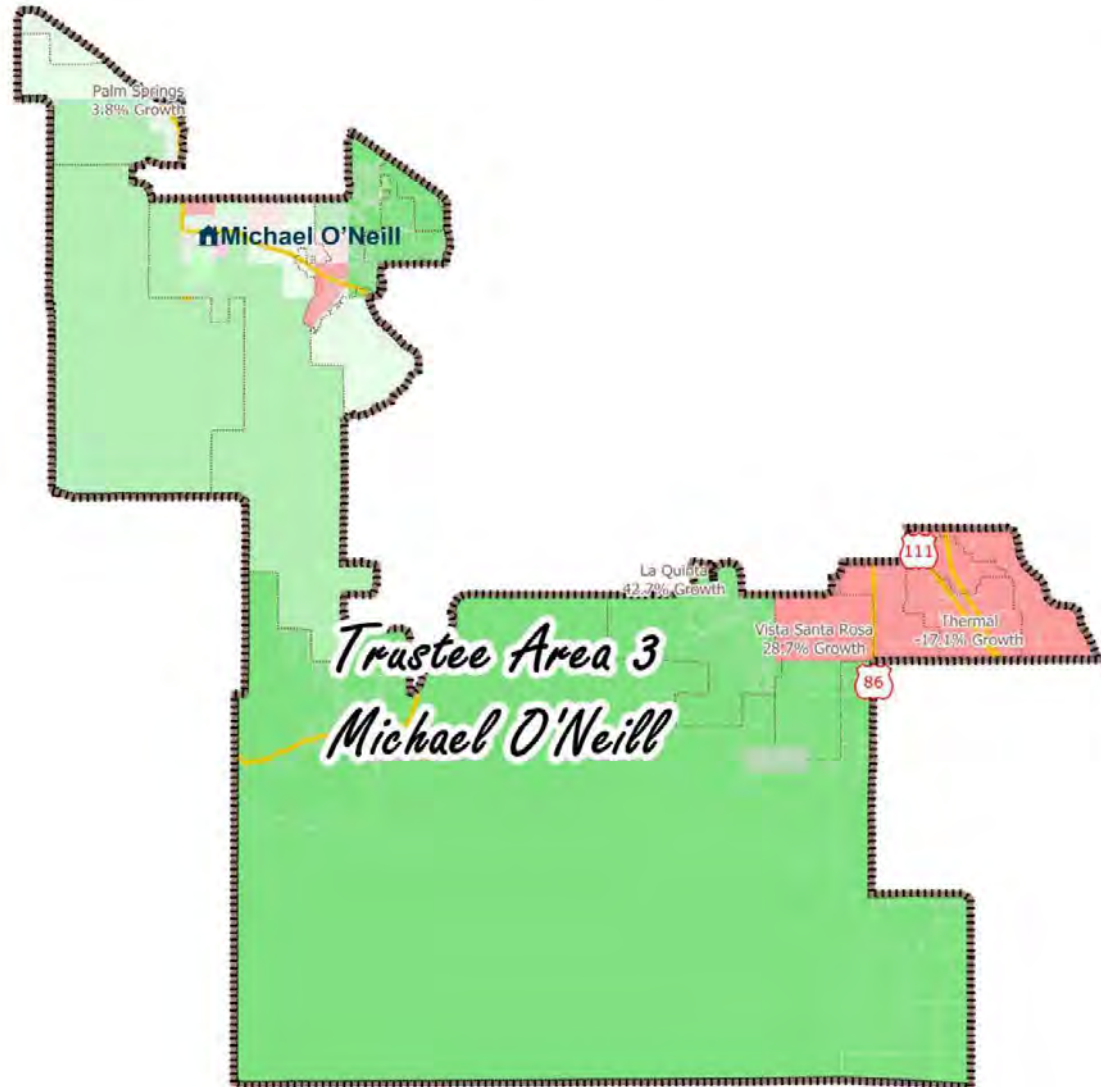
Field	Value
District	3
01_Population	58,440
Population	67,089
Population Growth	15%
Deviation	-18,476
% Deviation	-22%
Asian	2,381
% Asian	4%
01_Asian	1,629
% 01_Asian	3%
Asian_CVAP	1,340
% Asian_CVAP	3%
Black	1,399
% Black	2%
01_Black	1,078
% 01_Black	2%
Black_CVAP	889
% Black_CVAP	2%
Hispanic Origin	27,349
% Hispanic Origin	41%
01_Hispanic Origin	23,559
% 01_Hispanic Origin	40%
B_LAT_CVAP	8,969
% B_LAT_CVAP	20%





# Initial District Review

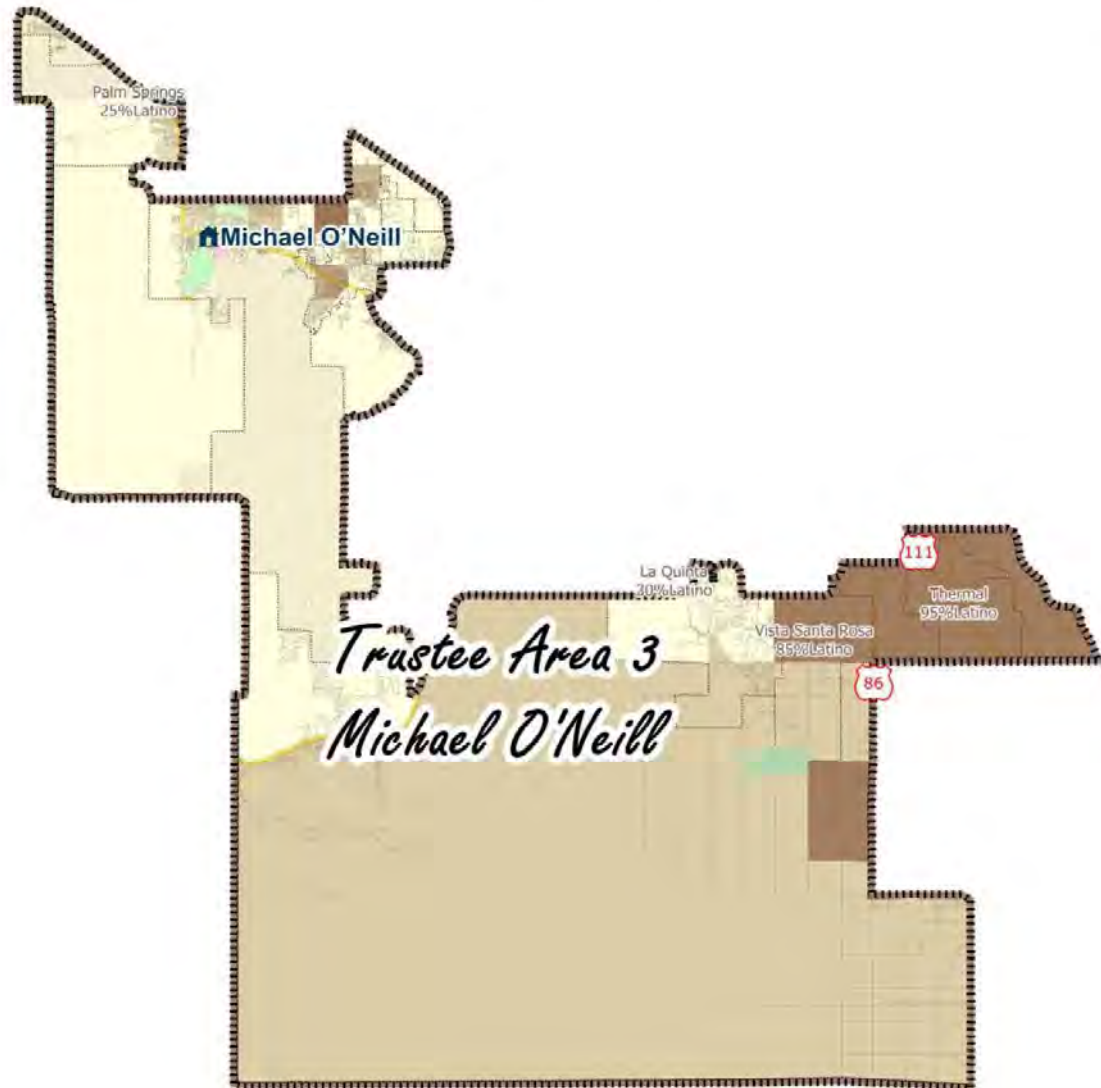
Field	Value
District	3
01_Population	58,440
Population	67,089
Population Growth	15%
Deviation	-18,476
% Deviation	-22%
Asian	2,381
% Asian	4%
01_Asian	1,629
% 01_Asian	3%
Asian_CVAP	1,340
% Asian_CVAP	3%
Black	1,399
% Black	2%
01_Black	1,078
% 01_Black	2%
Black_CVAP	889
% Black_CVAP	2%
Hispanic Origin	27,349
% Hispanic Origin	41%
01_Hispanic Origin	23,559
% 01_Hispanic Origin	40%
B_LAT_CVAP	8,969
% B_LAT_CVAP	20%



Data from US Census 2011 Release  
Voter data from Political Data Inc. (PDI)



Field	Value
District	3
01_Population	58,440
Population	67,089
Population Growth	15%
Deviation	-18,476
% Deviation	-22%
Asian	2,381
% Asian	4%
01_Asian	1,629
% 01_Asian	3%
Asian_CVAP	1,340
% Asian_CVAP	3%
Black	1,399
% Black	2%
01_Black	1,078
% 01_Black	2%
Black_CVAP	889
% Black_CVAP	2%
Hispanic Origin	27,349
% Hispanic Origin	41%
01_Hispanic Origin	23,559
% 01_Hispanic Origin	40%
B_LAT_CVAP	8,969
% B_LAT_CVAP	20%



Field	Value
District	4
01_Population	58,689
Population	68,998
Population Growth	18%
Deviation	-16,567
% Deviation	-19%
Asian	1,759
% Asian	3%
01_Asian	1,096
% 01_Asian	2%
Asian_CVAP	905
% Asian_CVAP	2%
Black	1,200
% Black	2%
01_Black	693
% 01_Black	1%
Black_CVAP	692
% Black_CVAP	1%
Hispanic Origin	19,723
% Hispanic Origin	29%
01_Hispanic Origin	14,455
% 01_Hispanic Origin	25%
B_LAT_CVAP	9,416
% B_LAT_CVAP	18%



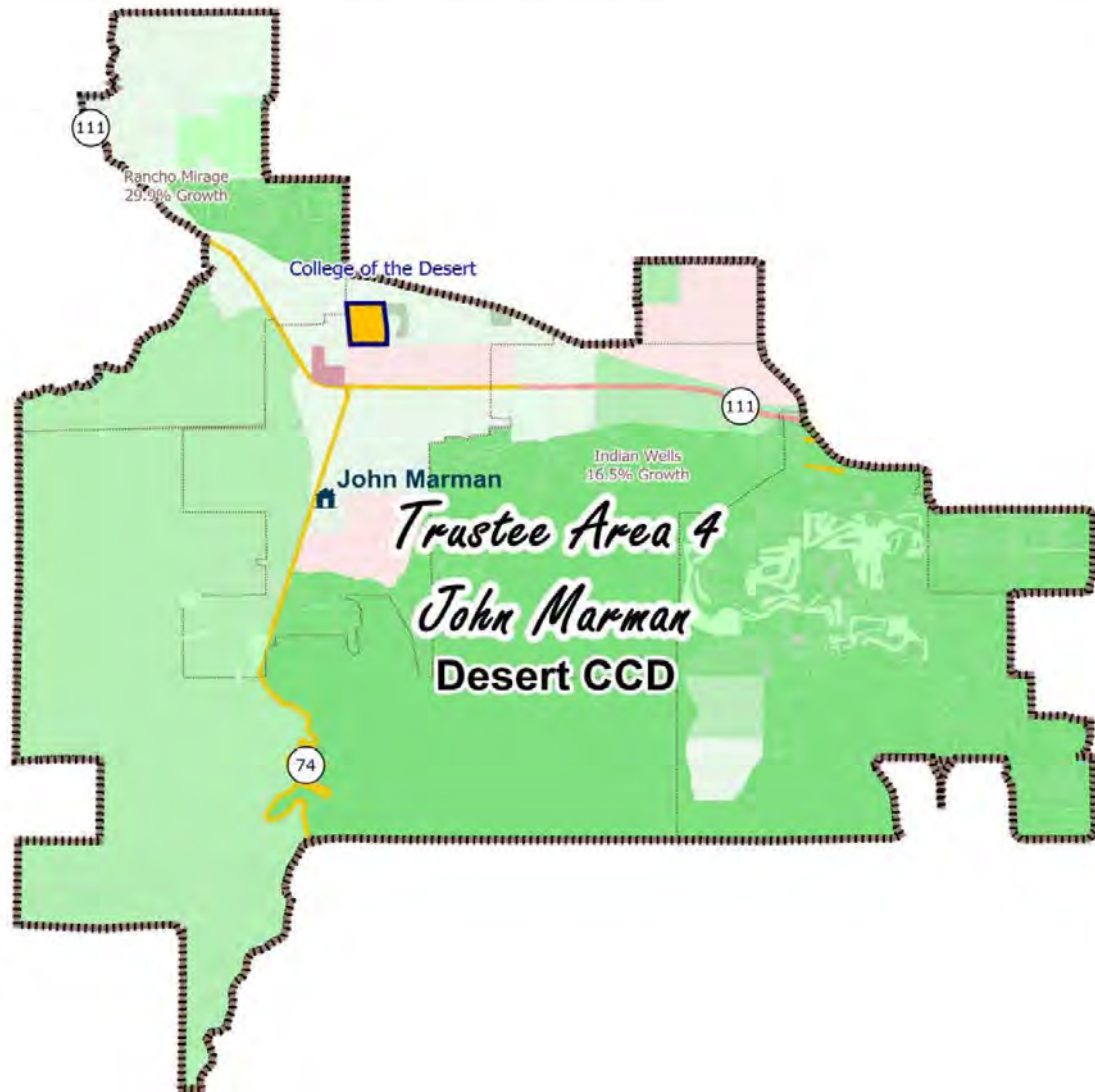
*Trustee Area 4*  
*John Marman*  
**Desert CCD**





# Initial District Review

Field	Value
District	4
01_Population	58,689
Population	68,998
Population Growth	18%
Deviation	-16,567
% Deviation	-19%
Asian	1,759
% Asian	3%
01_Asian	1,096
% 01_Asian	2%
Asian_CVAP	905
% Asian_CVAP	2%
Black	1,200
% Black	2%
01_Black	693
% 01_Black	1%
Black_CVAP	692
% Black_CVAP	1%
Hispanic Origin	19,723
% Hispanic Origin	29%
01_Hispanic Origin	14,455
% 01_Hispanic Origin	25%
B_LAT_CVAP	9,416
% B_LAT_CVAP	18%



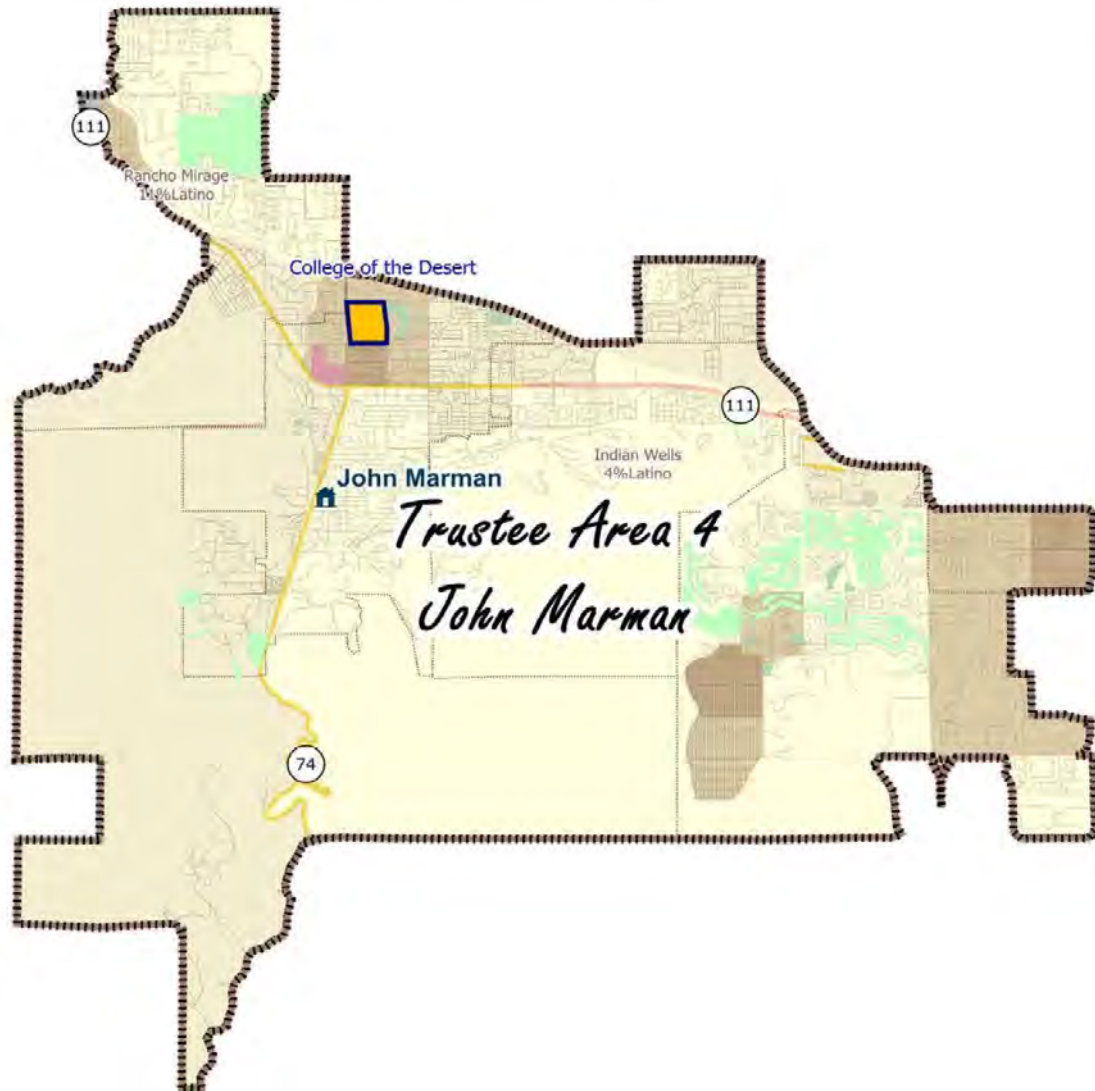
Data from US Census 2011 Release  
Voter data from Political Data Inc. (PDI)



Latino Density	
0.00% to 15.00%	0
15.00% to 30.00%	.5
30.00% to 55.00%	1
55.00% to 75.00%	1.5
75.00% to 100.00%	2

Miles	
Field	Value
District	4
01_Population	58,689
Population	68,998
Population Growth	18%
Deviation	-16,567
% Deviation	-19%
Asian	1,759
% Asian	3%
01_Asian	1,096
% 01_Asian	2%
Asian_CVAP	905
% Asian_CVAP	2%
Black	1,200
% Black	2%
01_Black	693
% 01_Black	1%
Black_CVAP	692
% Black_CVAP	1%
Hispanic Origin	19,723
% Hispanic Origin	29%
01_Hispanic Origin	14,455
% 01_Hispanic Origin	25%
B_LAT_CVAP	9,416
% B_LAT_CVAP	18%



Data from US Census 2011 Release  
Voter data from Political Data Inc. (PDI)

Field	Value
District	5
01_Population	58,879
Population	81,515
Population Growth	38%
Deviation	-4,050
% Deviation	-5%
Asian	827
% Asian	1%
01_Asian	458
% 01_Asian	1%
Asian_CVAP	574
% Asian_CVAP	2%
Black	1,238
% Black	2%
01_Black	1,074
% 01_Black	2%
Black_CVAP	769
% Black_CVAP	2%
Hispanic Origin	72,609
% Hispanic Origin	89%
01_Hispanic Origin	51,932
% 01_Hispanic Origin	88%
B_LAT_CVAP	25,702
% B_LAT_CVAP	71%

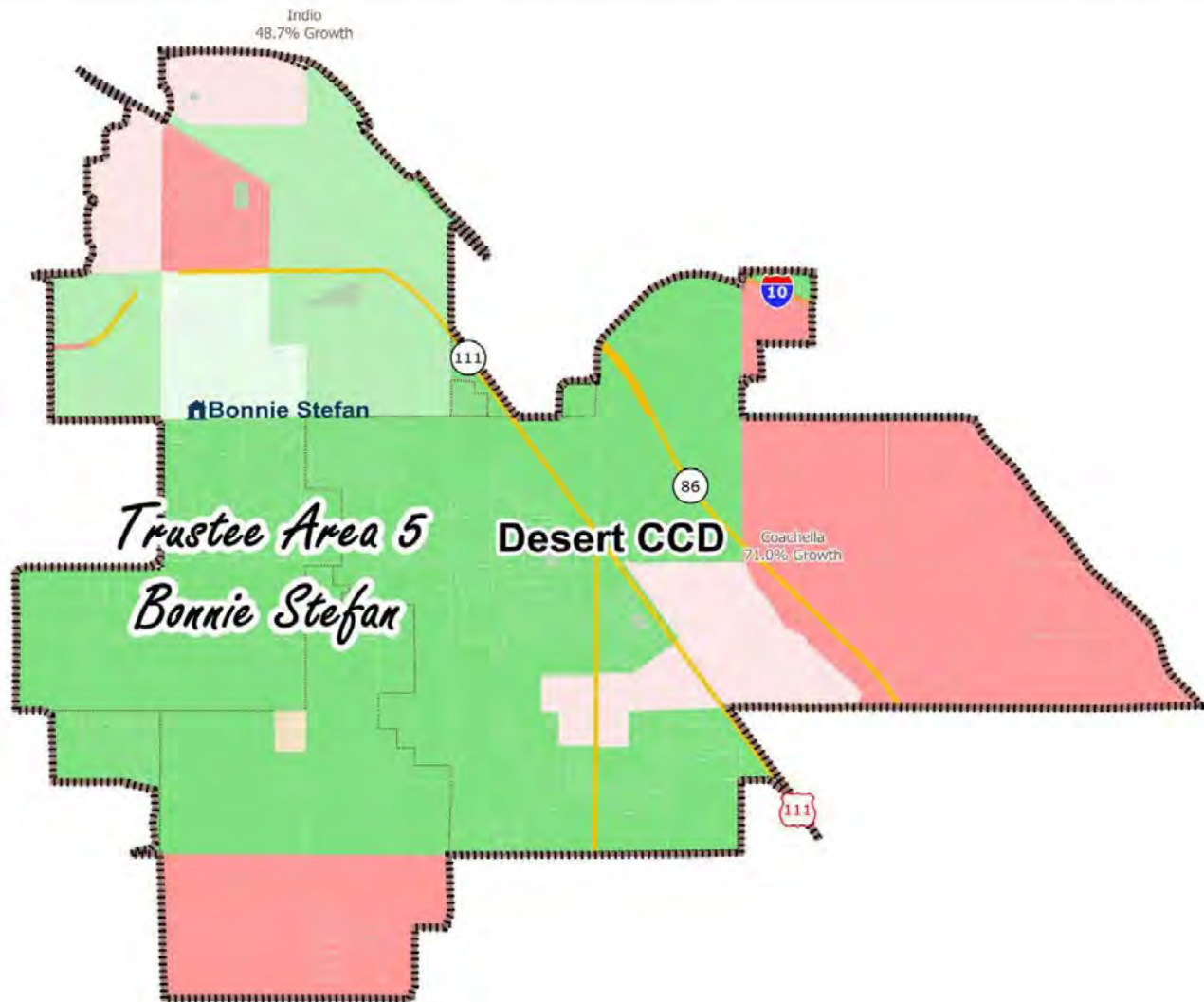


# Initial District Review

## Population Change



Field	Value
District	5
01_Population	58,879
Population	81,515
Population Growth	38%
Deviation	-4,050
% Deviation	-5%
Asian	827
% Asian	1%
01_Asian	458
% 01_Asian	1%
Asian_CVAP	574
% Asian_CVAP	2%
Black	1,238
% Black	2%
01_Black	1,074
% 01_Black	2%
Black_CVAP	769
% Black_CVAP	2%
Hispanic Origin	72,609
% Hispanic Origin	89%
01_Hispanic Origin	51,932
% 01_Hispanic Origin	88%
B_LAT_CVAP	25,702
% B_LAT_CVAP	71%



Data from US Census 2011 Release  
Voter data from Political Data Inc. (PDI)



# Initial District Review



Data from US Census 2011 Release  
Voter data from Political Data Inc. (PDI)



# Traditional Redistricting Principles

Should be followed by Community College Districts

There are a number of criteria that have been used nationally and upheld by courts.

- Preserving voter choices (incumbents)

# Traditional Redistricting Principles



# League Sponsored Legislation

Making it easier for colleges to transition

The Community College League is sponsoring **AB 684 (Block)** which would authorize governing boards to change election systems with oversight by the Board of Governors.





# College of the Desert

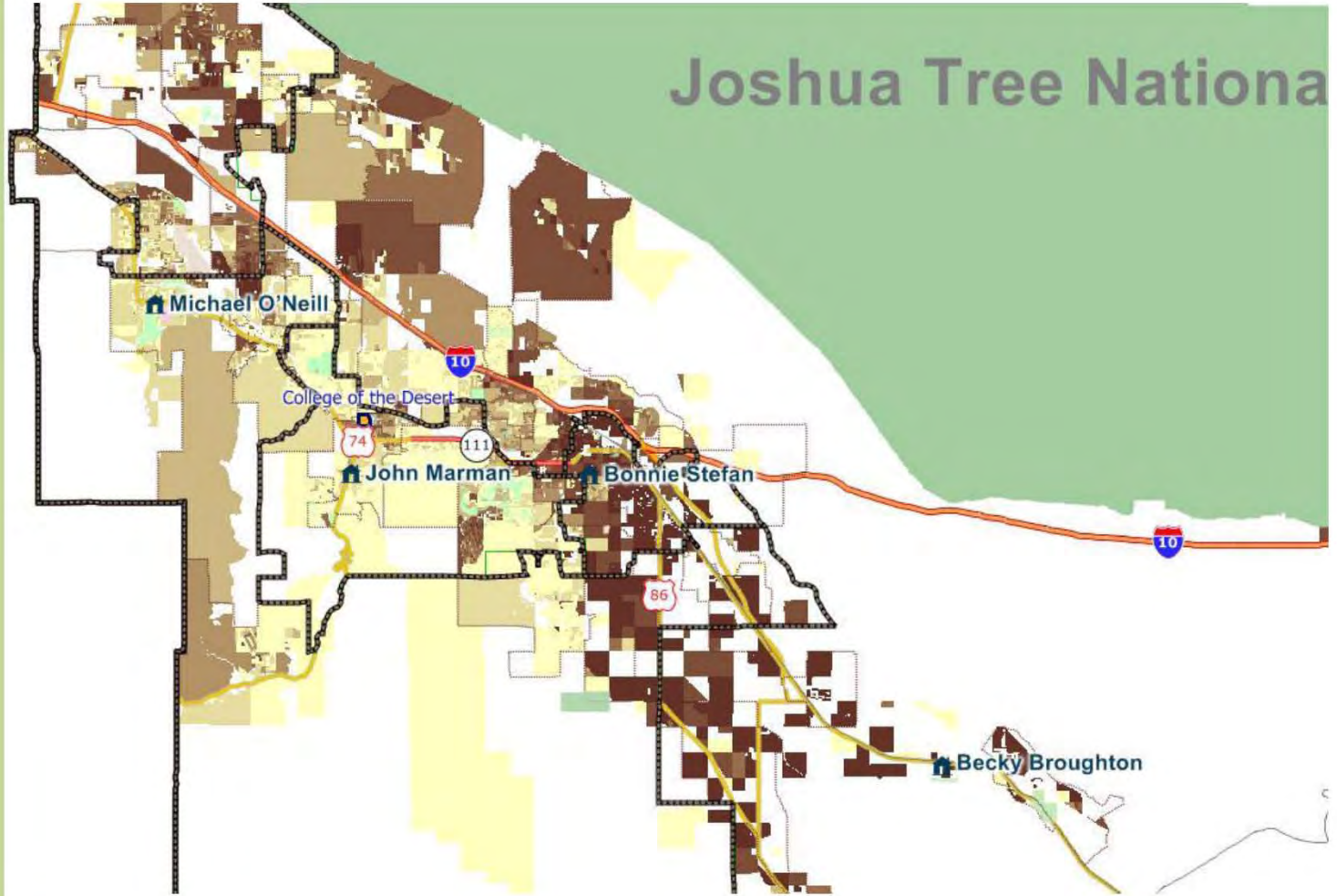
Racially Polarized Voting  
Overview Slides

2010 State General Election





Latino density

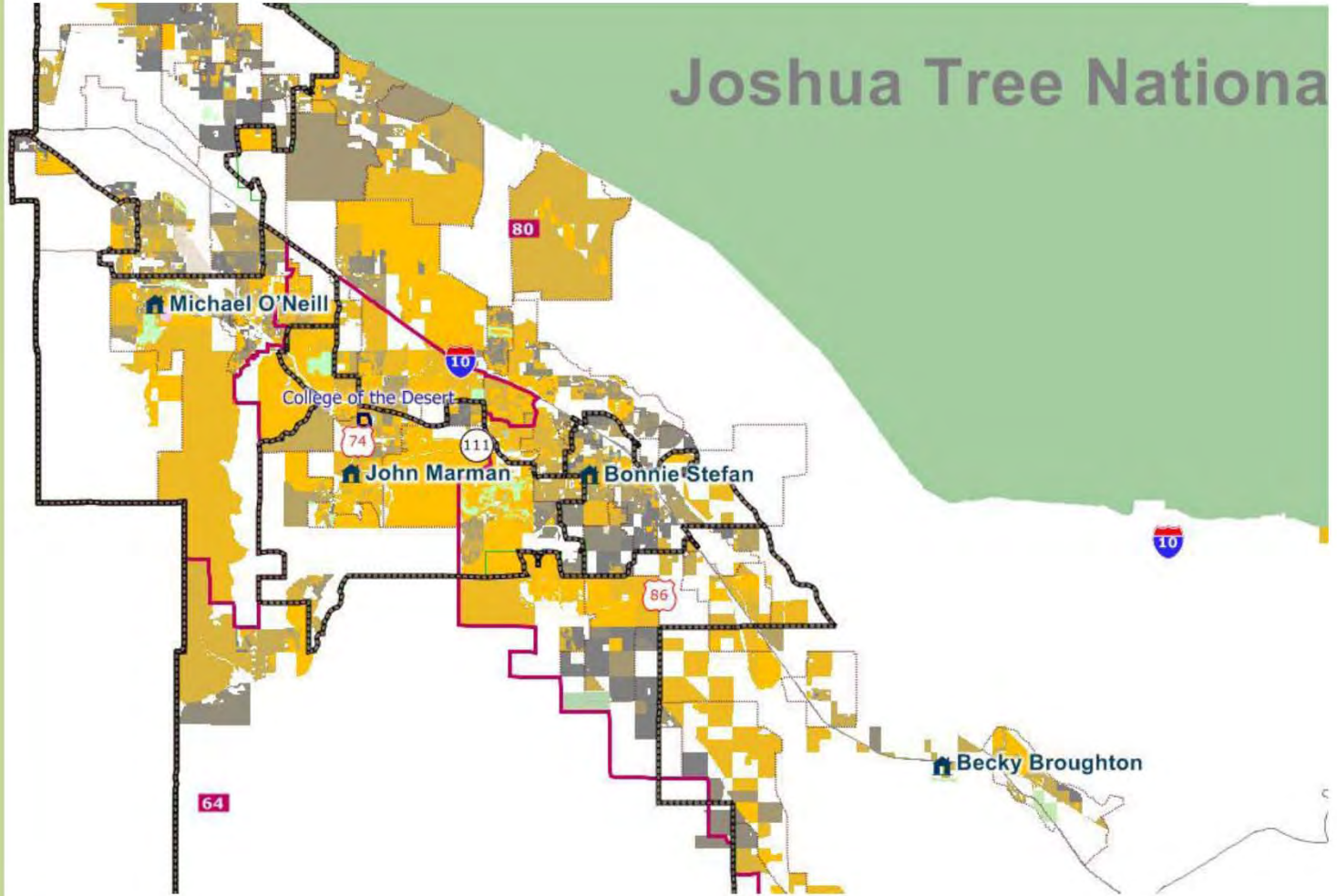




**HH Income Levels**

Gray under \$70k

Gold over \$70k

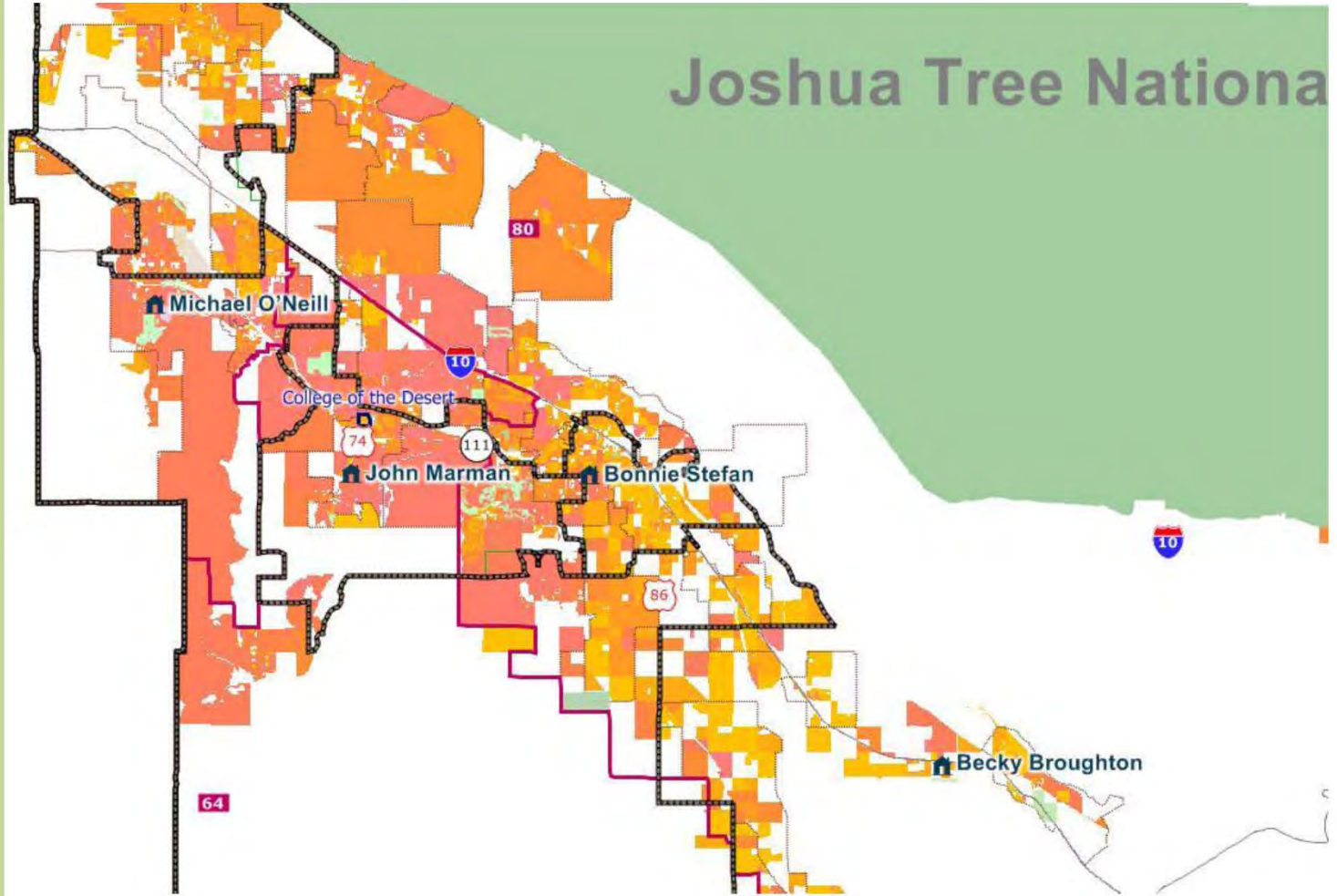




**Voter Ages**

**Orange**  
Predominantly  
under 50

**Red**  
Predominantly  
Over 50



**Joshua Tree National**

Michael O'Neill

College of the Desert

John Marman

Bonnie Stefan

Becky Broughton

80

10

74

111

86

10

64

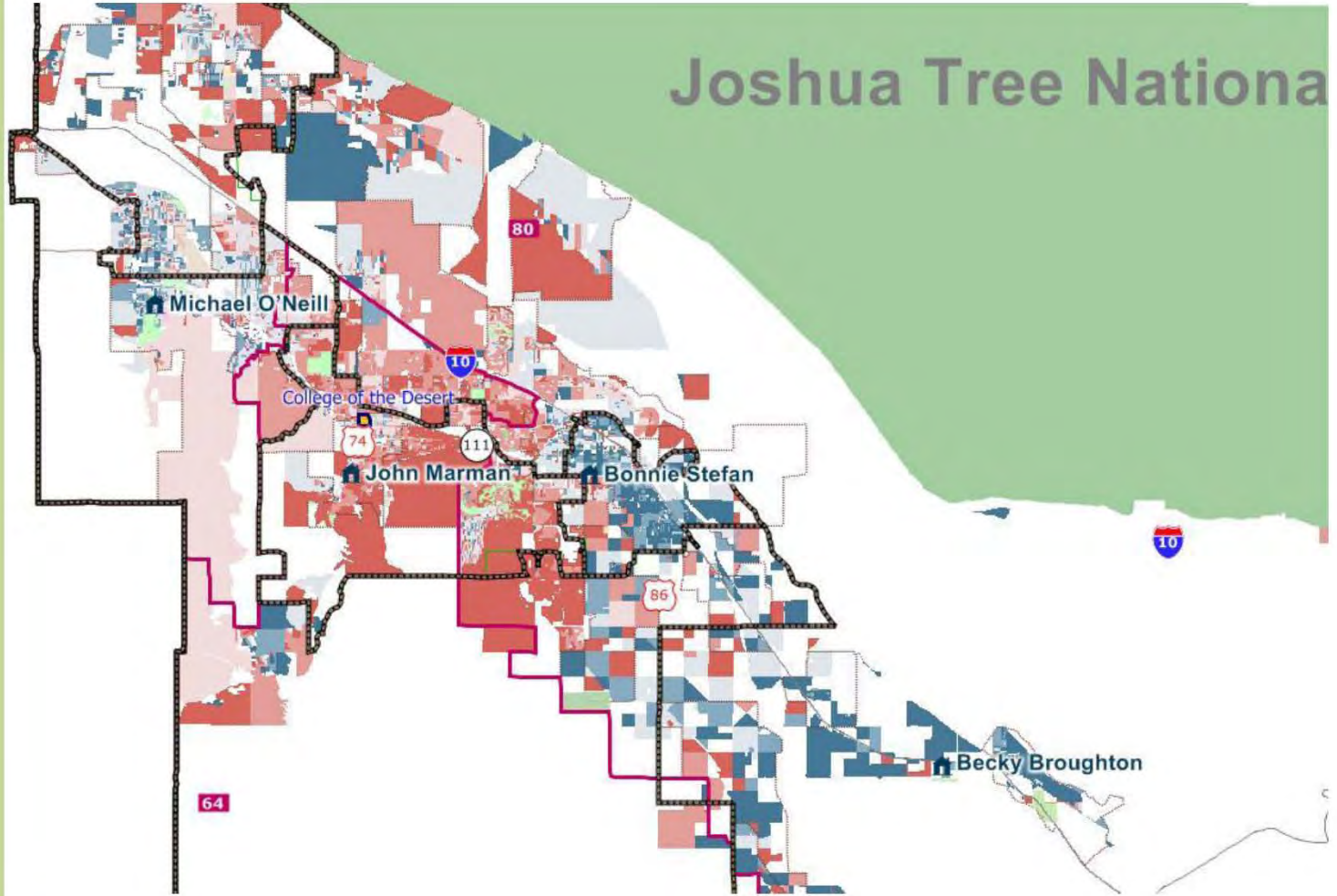




Political Partisanship

**Red**  
Republican  
Registration  
Advantage

**Blue**  
Democratic  
Registration  
Advantage



Joshua Tree National

64

80

10

74

111

86

10

Becky Broughton

Michael O'Neill

College of the Desert

John Marman

Bonnie Stefan

Assembly Districts

**AD 80 (Blue)**

Gary Jeandron (R)

Vs

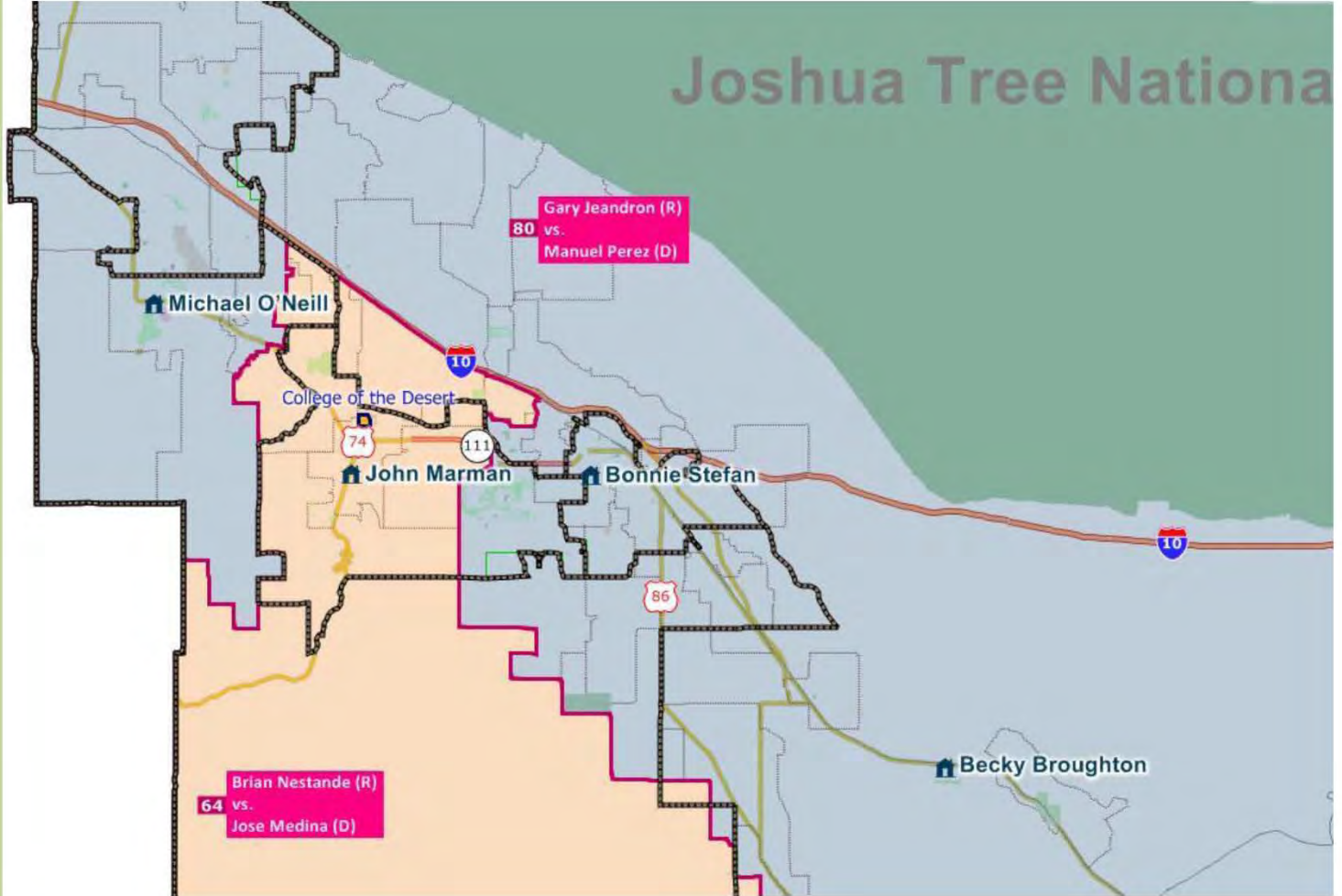
Manuel Perez (D)

**AD 64 (Red)**

Brian Nestande (R)

Vs

Jose Medina (D)

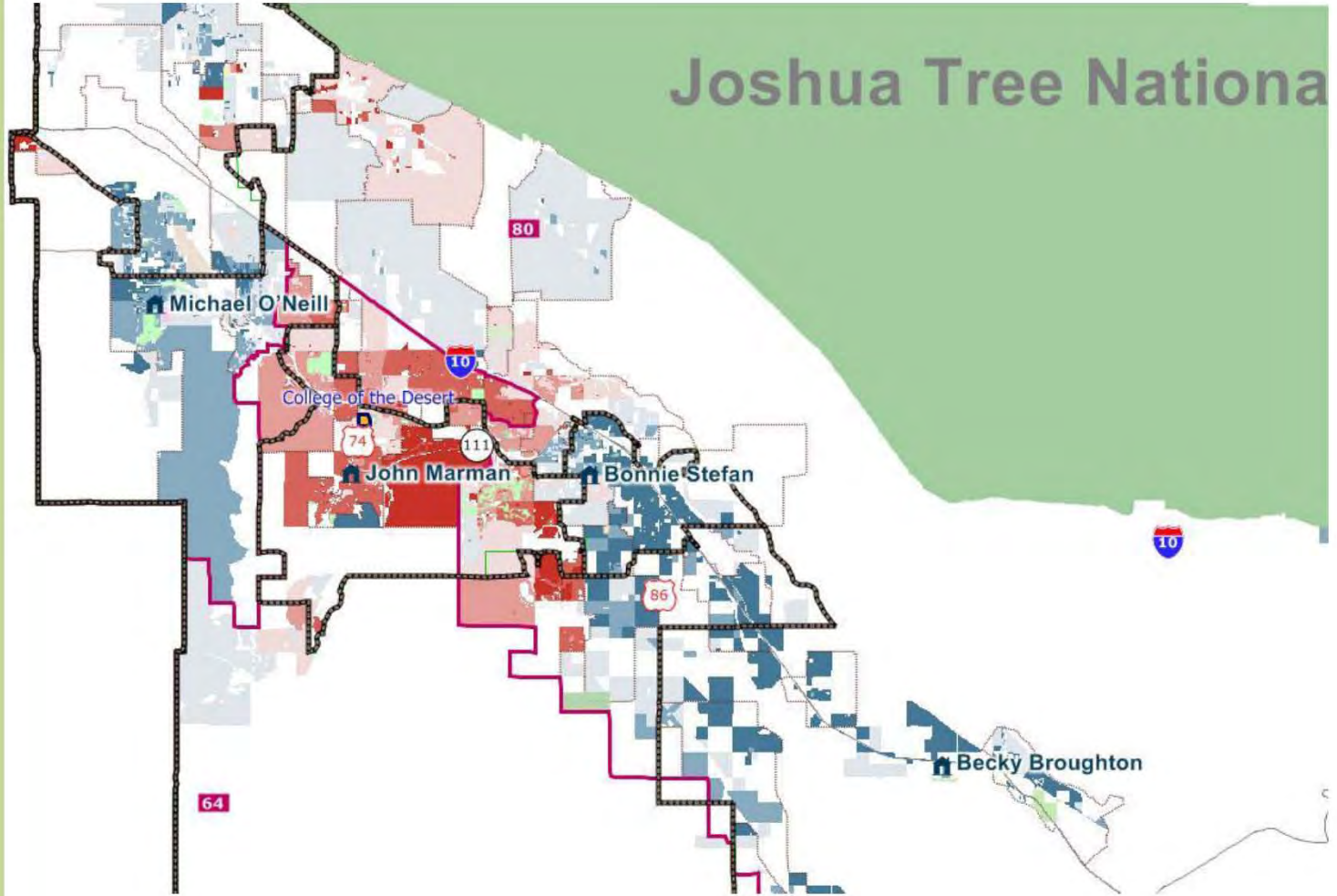




Assembly Results

**Red**  
Republican non-Latino win

**Blue**  
Democratic Latino win



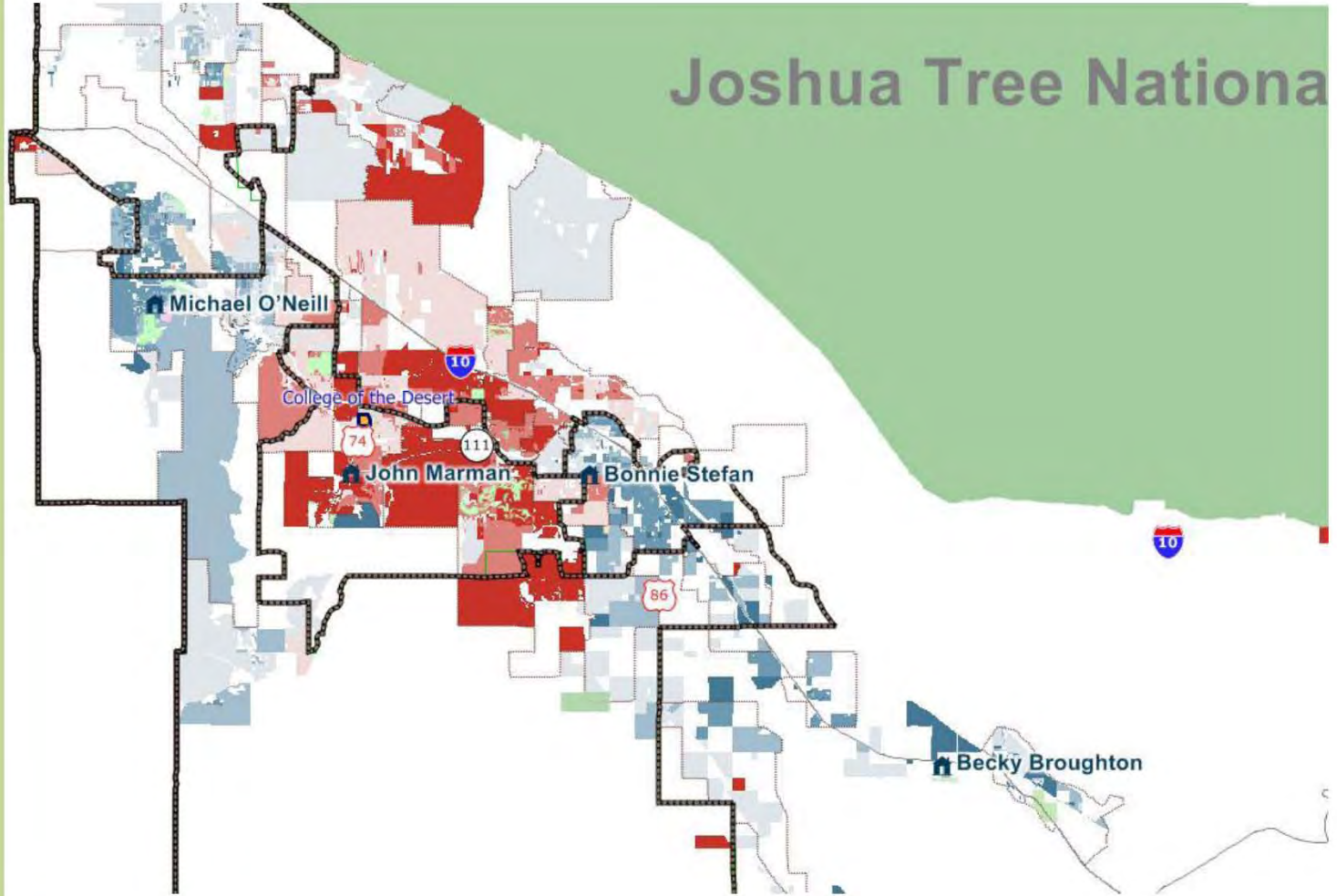




Lt Governor

**Red**  
Abel Maldonado (R)

**Blue**  
Gavin Newsom (D)





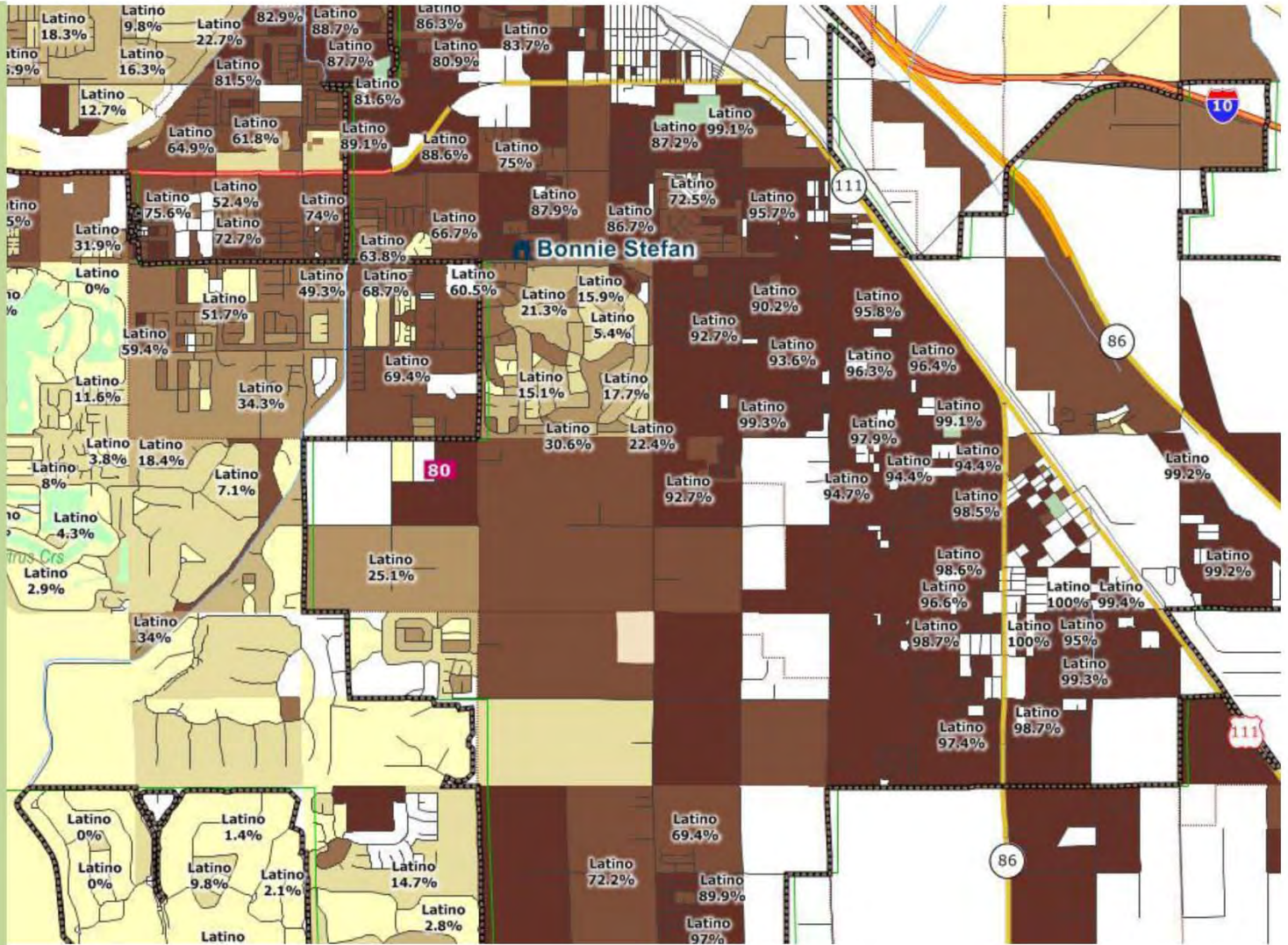
Looking closer at slides with significant  
Latino and partisan differences

La Quinta | Coachella | Indio





Area areas flipping support for Democratic and Republicans based on ethnicity more than other factors?

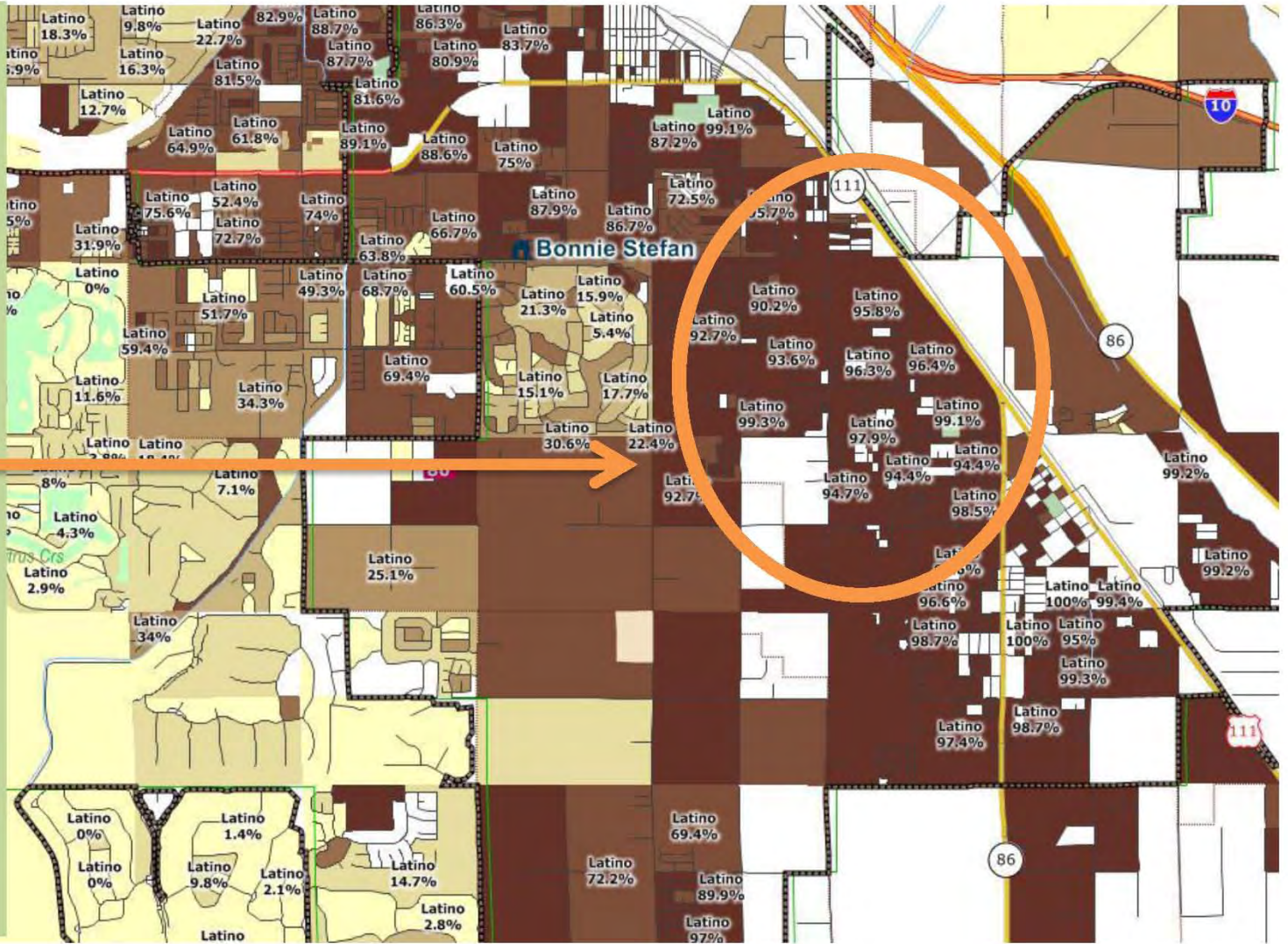
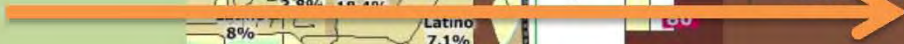






Area areas flipping support for Democratic and Republicans based on ethnicity more than other factors?

Areas of 90%+ Latino by population

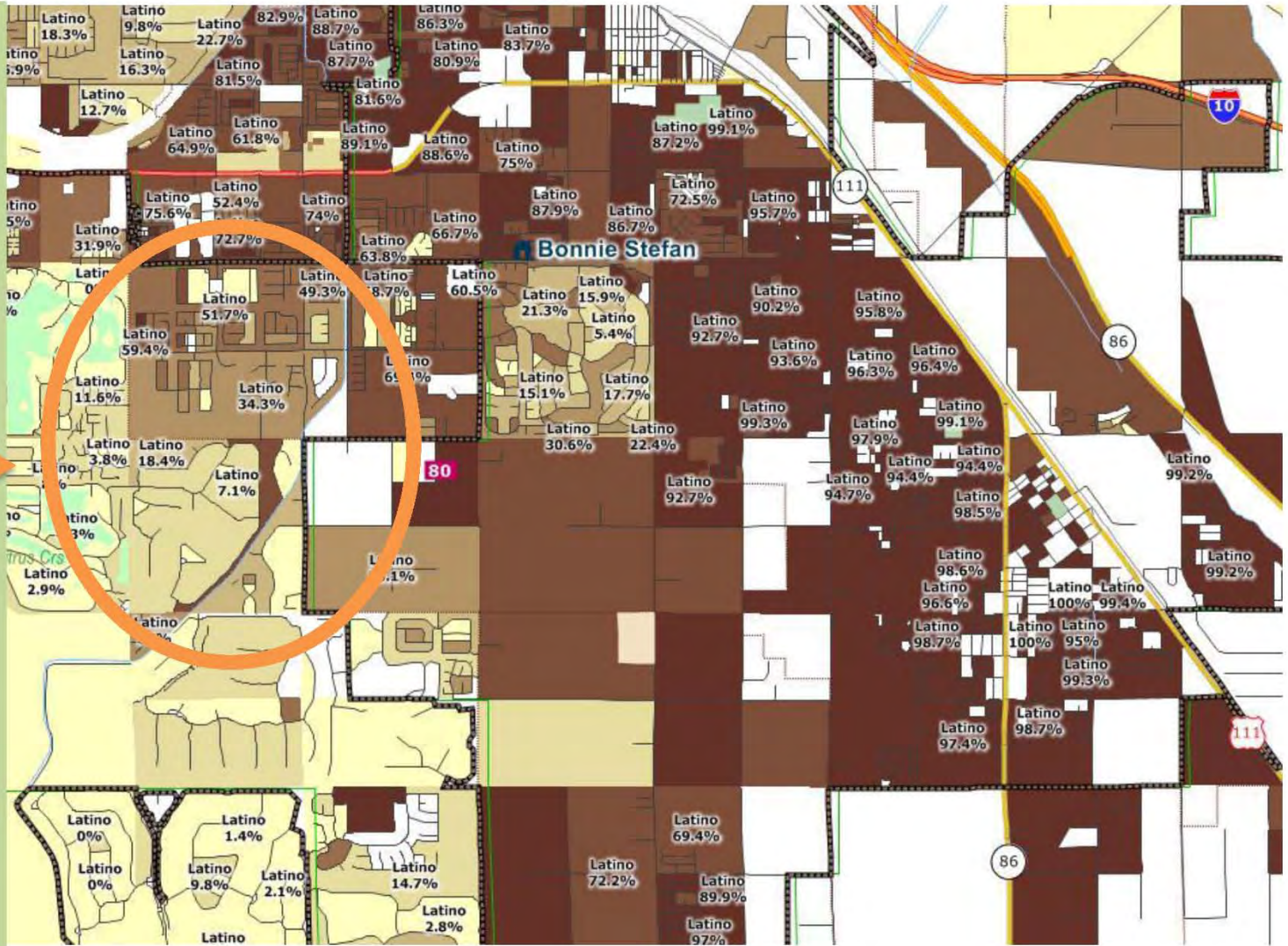







Area areas flipping support for Democratic and Republicans based on ethnicity more than other factors?

Areas of 4 – 30% Latino by population

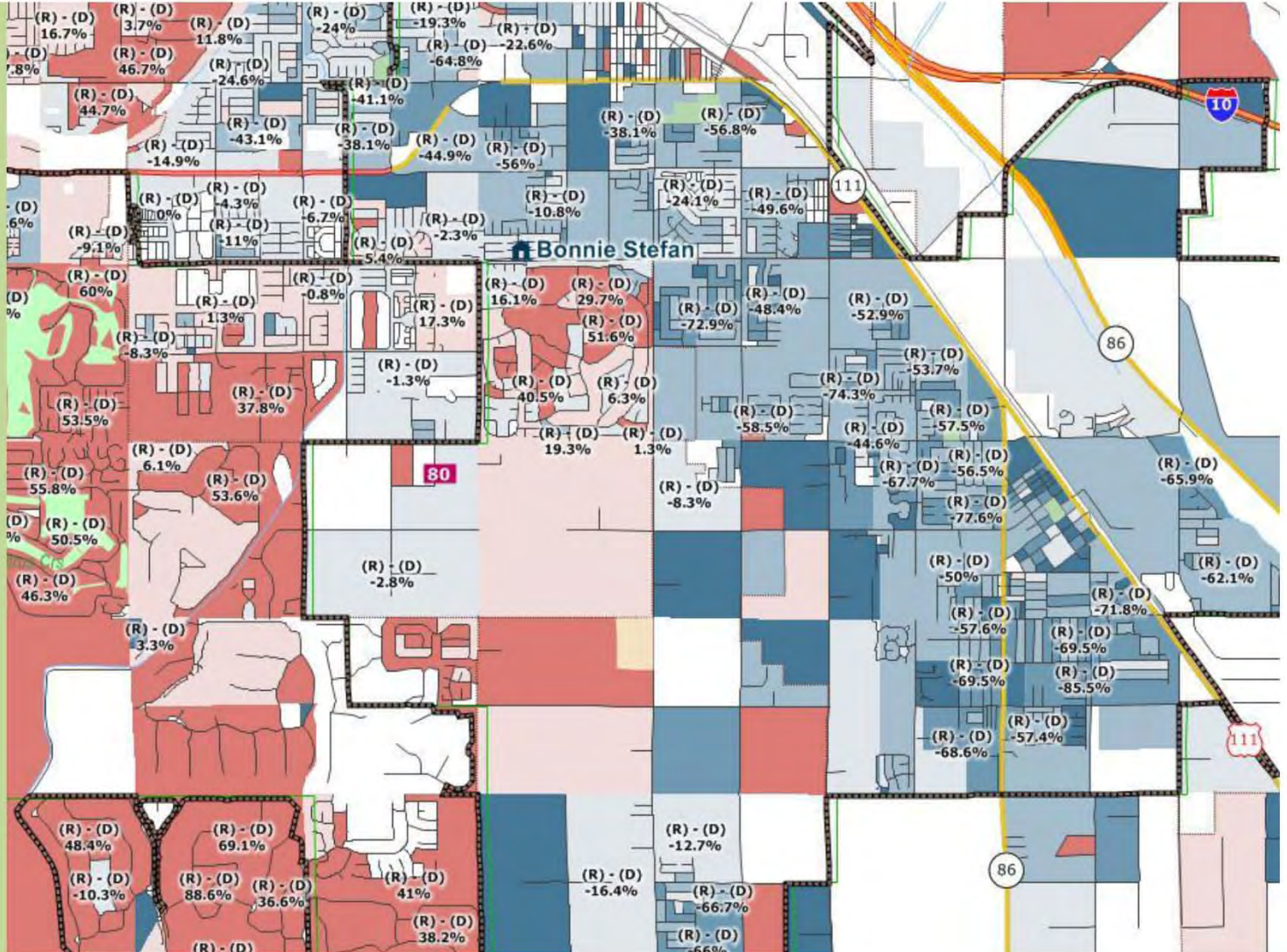






Area areas flipping support for Democratic and Republicans based on ethnicity more than other factors?

Voter Registration





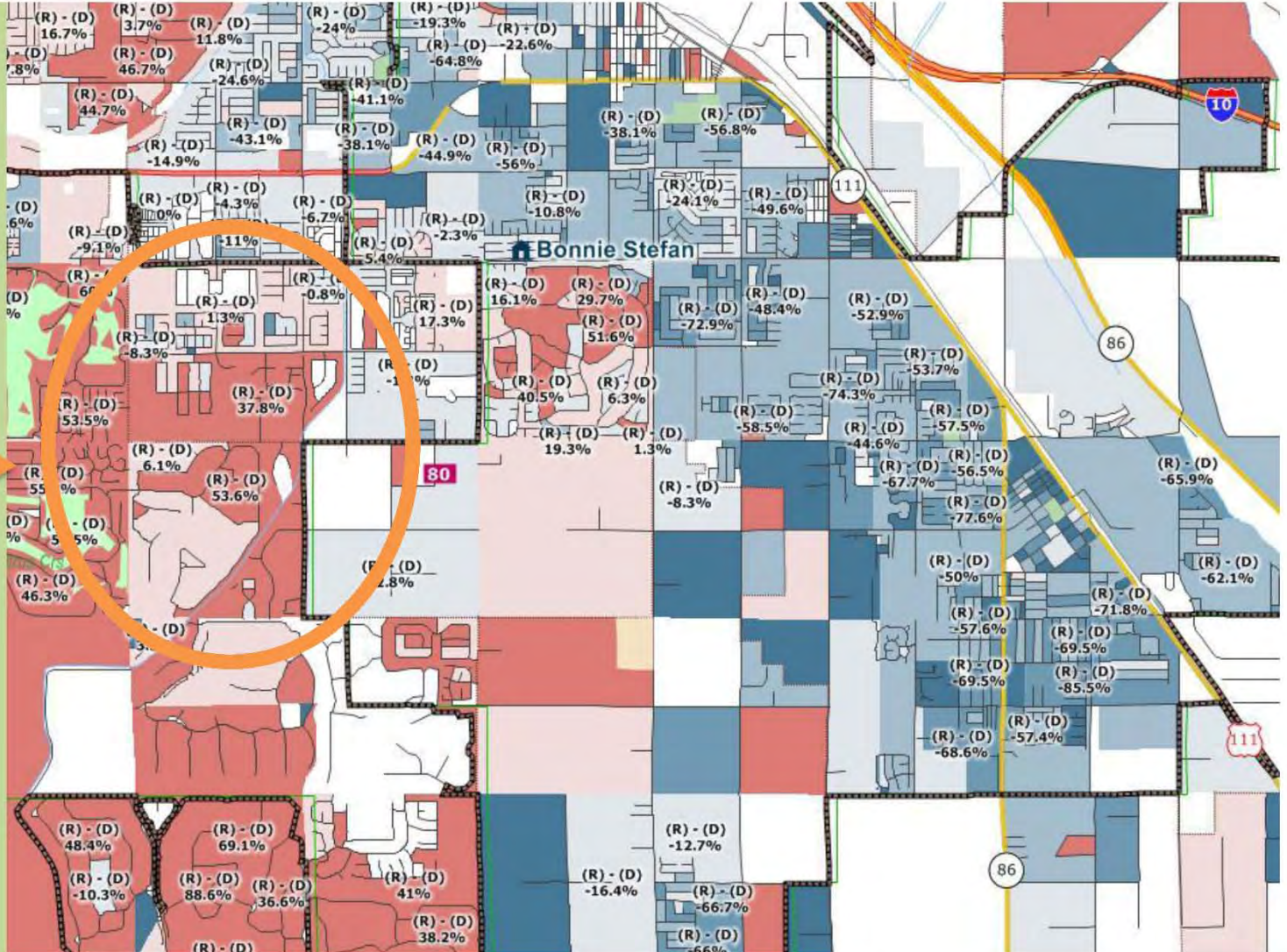






Area areas flipping support for Democratic and Republicans based on ethnicity more than other factors?

Republican Registration is 30-50% higher in others









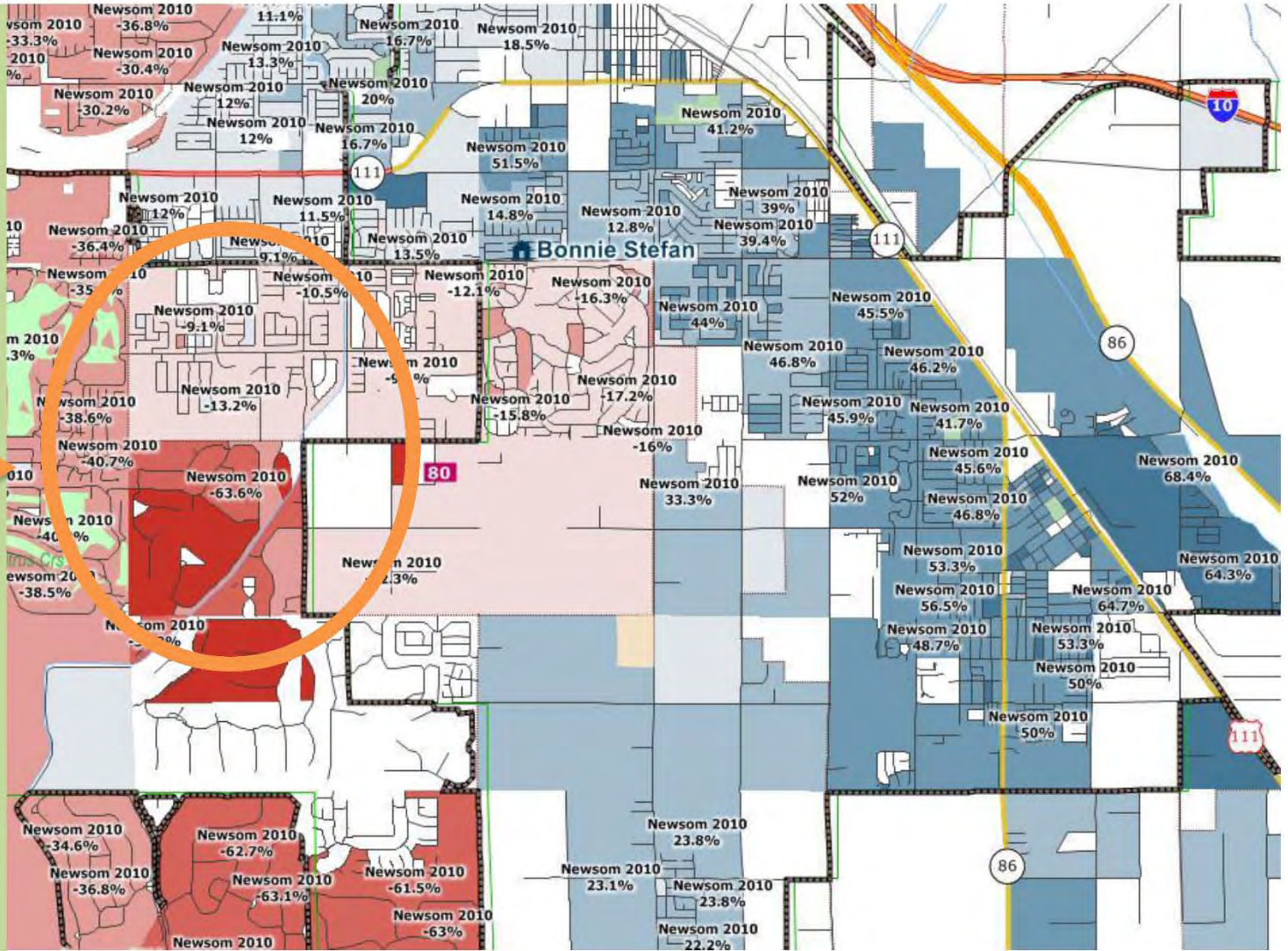






Area areas flipping support for Democratic and Republicans based on ethnicity more than other factors?

Maldonado outperformed Republican registration in other areas

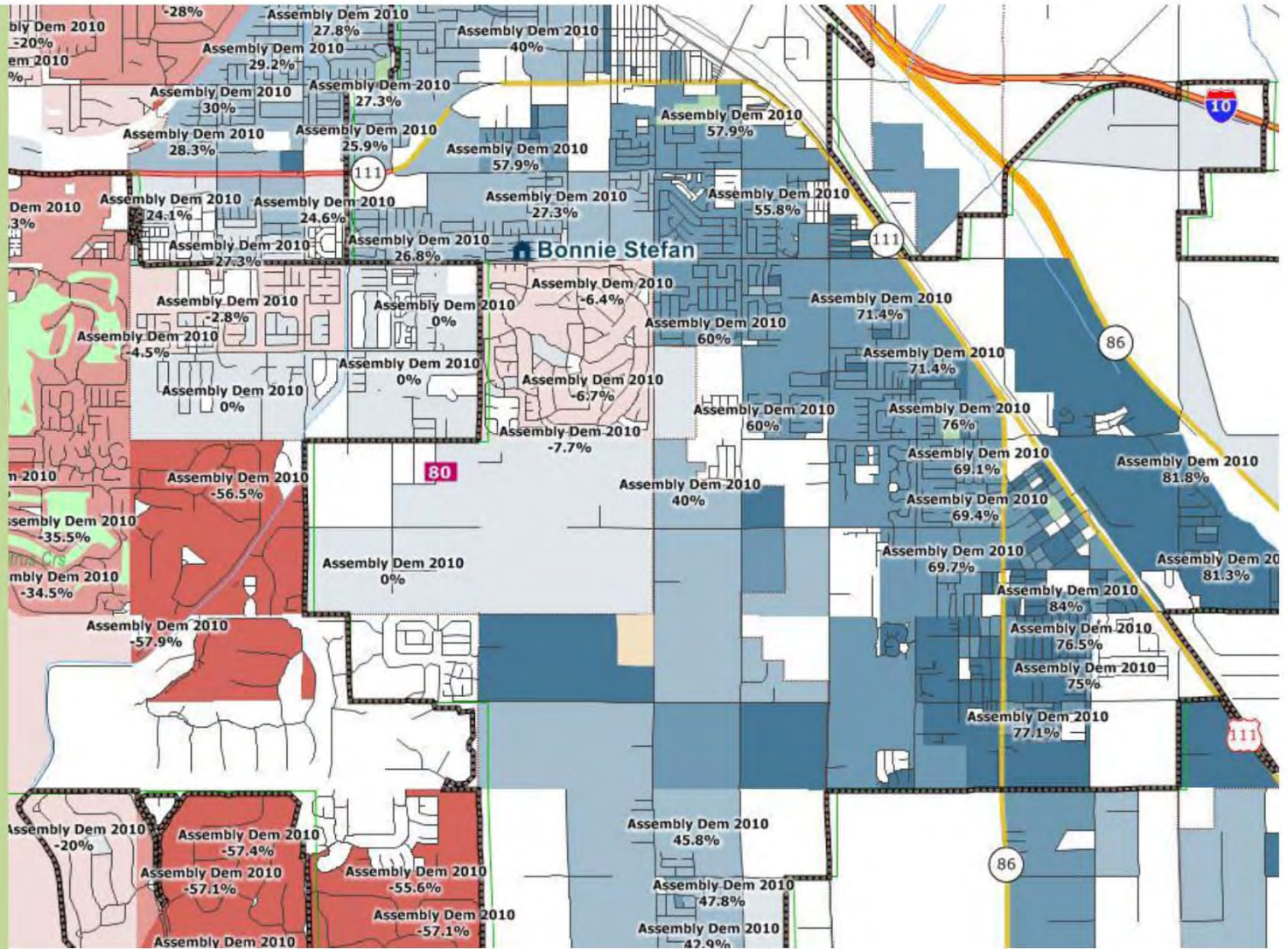






Area areas flipping support for Democratic and Republicans based on ethnicity more than other factors?

Manuel Perez (D)  
Assembly Race

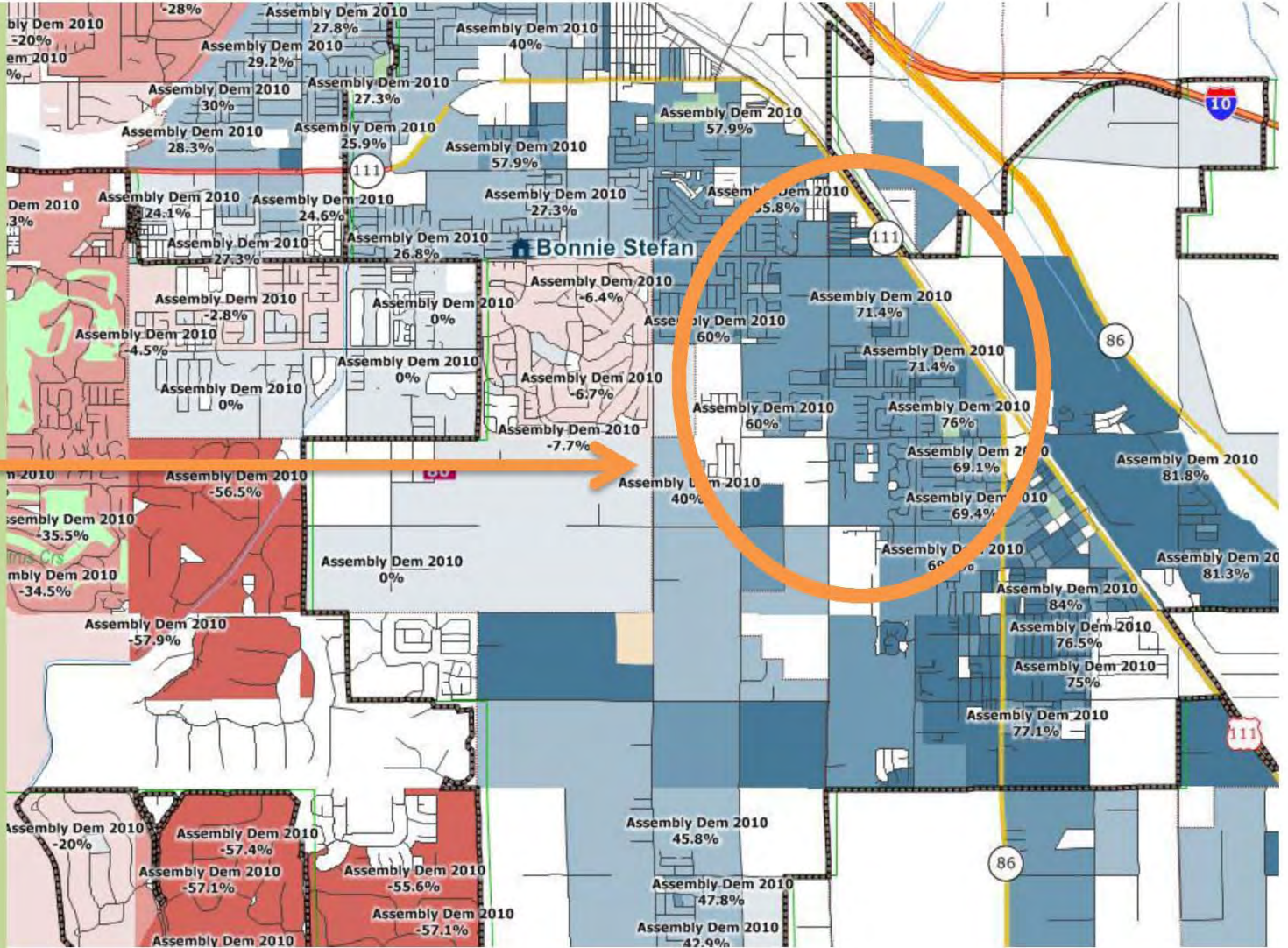






Area areas flipping support for Democratic and Republicans based on ethnicity more than other factors?

Manuel Perez performed 40-pts better than Newsom in Latino areas

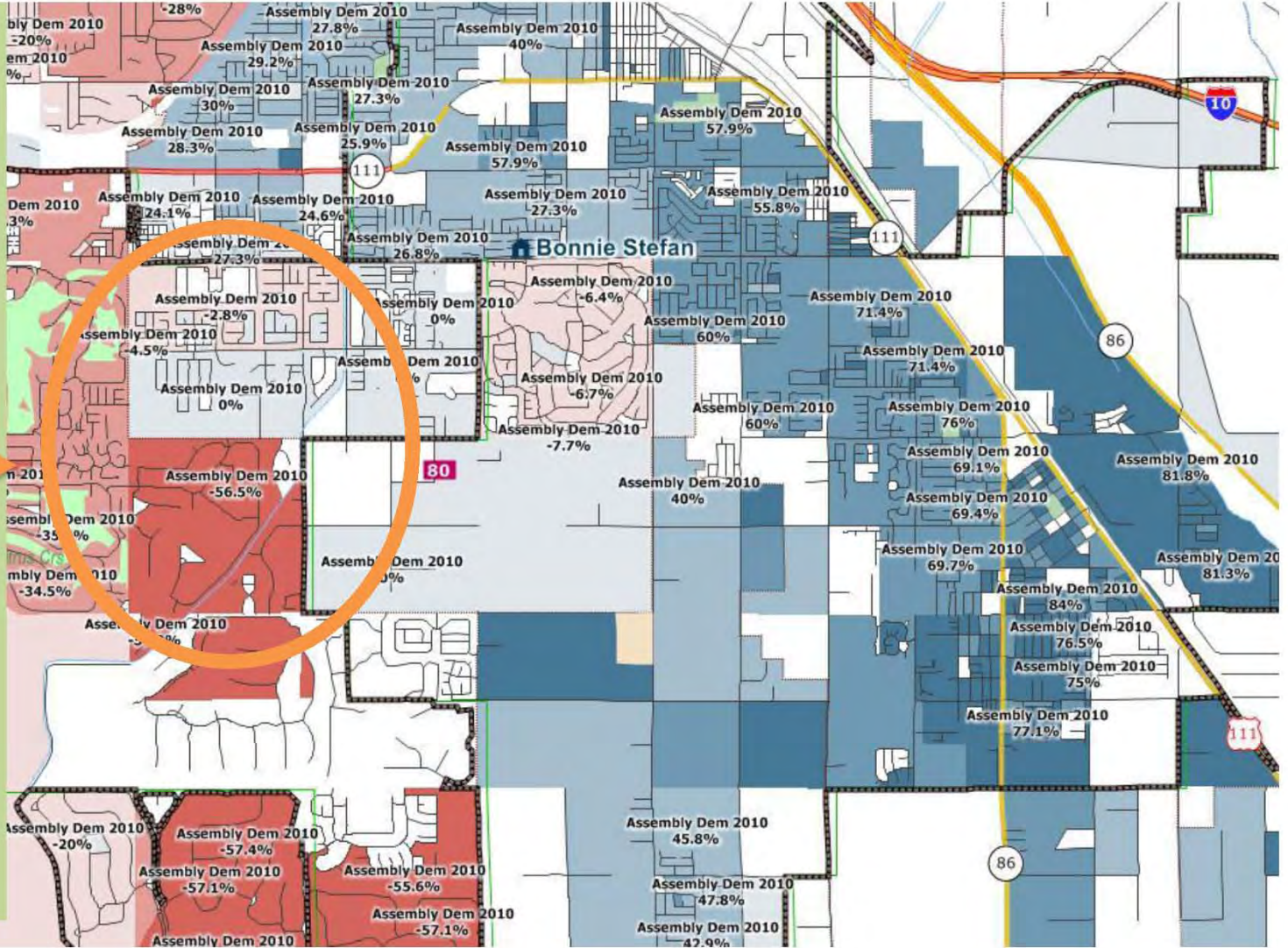






Area areas flipping support for Democratic and Republicans based on ethnicity more than other factors?

Manuel Perez did better in Republican areas than Newsom.









# College of the Desert

Racially Polarized Voting  
Overview Slides

2010 State General Election



# REDISTRICTING PARTNERS



# THE VERY LATEST PROPOSED STATE BUDGET!!

- How it relates to earlier State projections
- What it could mean for COD projections

# State Budget Steps

- ▶ Governor's January Pronouncements
  - Best-Case, Mid-Case, and Worst-Case Scenarios
- ▶ Governor's May Revision
  - Best-Case and Mid-Case Scenarios
- ▶ Proposed State Budget as of Today
  - Best-Case Scenario but better not lose sight of Mid-Case Scenario

# Tracking the State Budget Progress

(Billions)

Original projected deficit		\$26.6
Approved funding cuts and tuition increase		<u>\$14.0</u>
Amount sought from tax extensions		12.6
<u>Latest Adjustments:</u>		
Desired reserve	\$1.2	
Cuts rescinded	1.0	
Savings lost	0.6	
New costs	<u>2.0</u>	
		<u>4.8</u>
		\$17.4
<u>Less</u> unanticipated additional tax revenues	<u>6.6</u>	
Revised deficit		<u>\$10.8</u>

# Highlights of the Democratic Budget Plan

Highlights of the Democratic budget package that lawmakers plan to vote on Wednesday, according to Assembly budget staff:

## **TAXES AND FEES**

- \$1.56b \$900 million -- Raise local sales tax rate by 0.25 percentage point
- \$300 million -- Raise annual car registration fee by \$12
- \$200 million -- Require online retailers, such as Amazon.com, to collect sales taxes
- \$160 million -- Impose fee on residents in fire zones

## **CUTS**

- .95 \$500 million -- Cut spending on a local law enforcement program (*could be offset by a vehicle tax hike, if GOP agrees*)
- \$300 million -- Reduce spending on University of California and California State University systems by \$150 million each
- \$150 million -- Reduce court spending

## **DEFERRALS**

- 3.39 \$2.85 billion -- Delay paying schools and community bills until the next fiscal year
- \$540 million -- Delay paying some UC bills until next fiscal year

## **OTHER**

- 4.45 \$1.2 billion -- Revive a new version of proposal to sell state buildings, and then lease space back
- \$1 billion -- Assume state wins lawsuit to take money from early-childhood programs
- \$800 million -- Additional unanticipated tax revenue
- \$10.35b \$750 million -- Cancel repayment of old school debts
- \$700 million -- Assume federal government will pay some Medi-Cal bills

# Impact on COD Projections

- ▶ Best Case Scenario was predicated on voter approved tax extensions, otherwise Mid Case Scenario prevails.
- ▶ Latest strategies to balance the State budget, which dodged the issue of tax extensions, may or may not be sustainable.
- ▶ There could be a mid year State budget reduction that causes the Mid Case Scenario to be revived, with much greater difficulty because it is mid year.
- ▶ Conclusion: We will continue to factor the Mid Case Scenario into COD's budget planning assumptions at this time.



COLLEGE  
OF THE  
DESERT

*Opening the doors...*



# AGENDA

## Re-inventing College of the Desert

- I. Introduction/Overview
- II. Review/Update of Budget
- III. Process for Think Tanks
- IV. Structure/Process for Summer Groups
- V. Summer Groups
- VI. Think Tanks

## WHY

*The Board of Trustees has directed the President to take immediate action to maintain the fiscal solvency of College of the Desert  
Reduce \$8.4 Million for FY2012-2013*



## WHAT

*Reinventing College of the Desert  
(Re-visioning)*

- Curricular Activities (drives all others)
- Facilities, Infrastructure & Campuses
- Co & Extra-Curricular Activities
- Compensation/Workforce Reductions
- Operations
- Revenue/Student Fees



## HOW & WHO

*Multiple work groups made up of faculty, staff, administration and students (ad hoc groups of the CPC) tasked to gather facts and make recommendations to President Patton*

- 1- Recommendation to Continue
- 2- Recommendation to Continue with Qualifications
- 3- Recommendation for Discontinuance

## MISSION

CA. Community Colleges  
Transfer/Degree/Certificate  
Career/Technical Education  
Basic Skills

## PARAMETERS

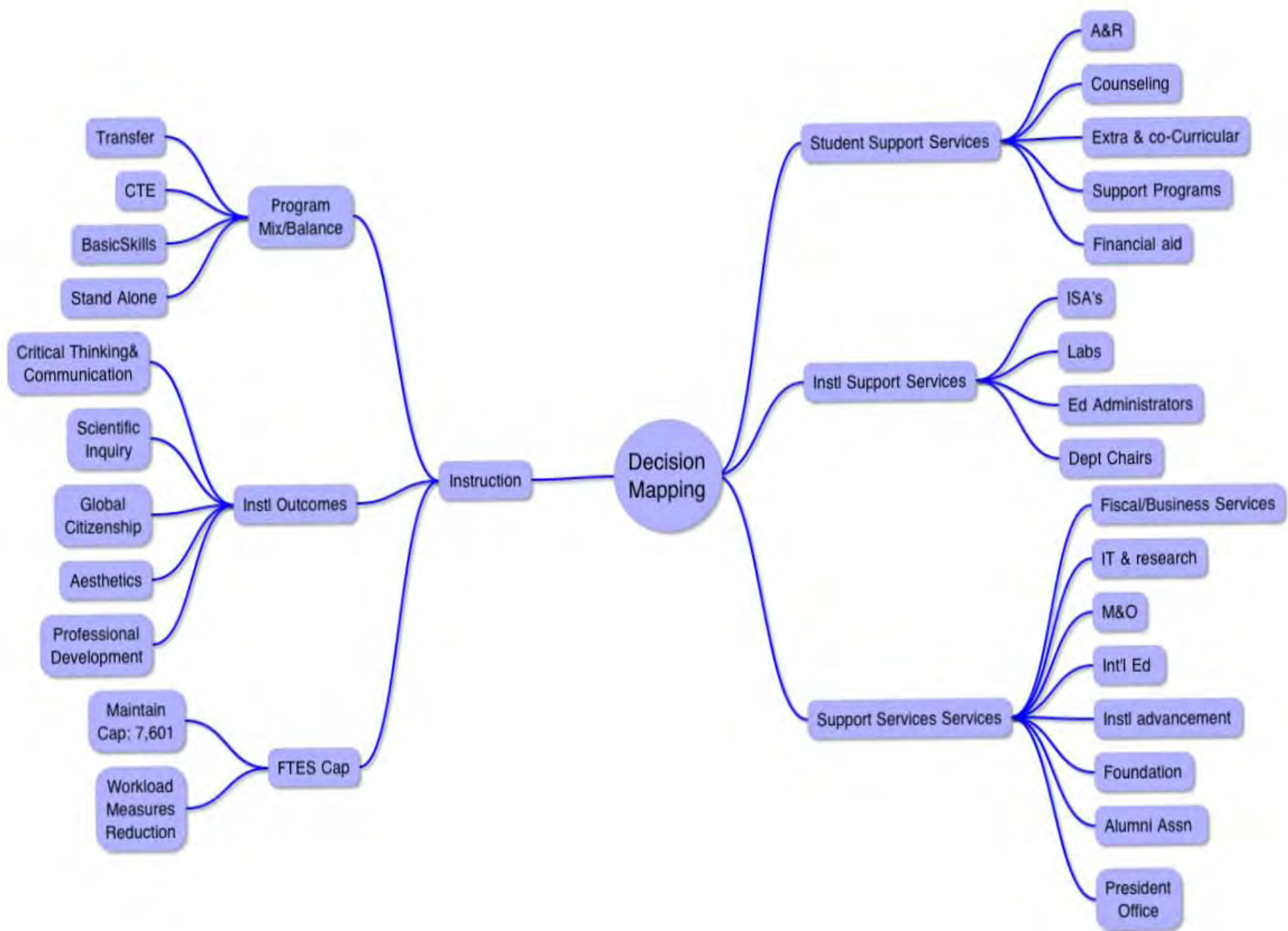
COD Mission/Vision  
Guiding Principles  
Board of Trustees Resolution #215  
Accreditation Standards  
FTES CAP + 2%-3%  
50% Law  
Education Code  
Title 5  
Full-time Faculty Obligation  
Mission of CA Community College  
Impact to Community  
Laws and Regulations  
Faculty/Student/Staff/Admin. Input  
Cost  
Impact to Bond Program  
Long Term Impact  
Use of Program Reviews/PRUs  
COD Strategic Education Master Plan  
Program Discontinuance Procedures



## WHEN

*Work Commences - 6/1/2011*

*Recommendations to President  
4/1/2012*



## COD Summer Study Groups

Faculty – Students – Staff

*(All faculty and staff on summer break are invited to volunteer.)*



First meeting will be scheduled the week of June 13<sup>th</sup>.  
 Summer Study Groups will meet weekly for 9 weeks.  
 If you are interested in volunteering, you do not have to commit to attending all meetings.  
 Summer Study Group meeting dates are; June 20, 27 - July 11\*,18, 25  
 August 1\*,8, \*  
*\*all groups will meet together to share information*

***Proposed Summer Study Groups*** (below) Open to All Faculty and Staff  
 Co-Chaired by Vice-Presidents, Faculty and/or Classified Staff



**Timeline**

- 1- Identify areas to study and gather data - August 8, 2011
- 2- Think Tanks begin meeting, refine areas to study continue gather and analyzing data - August 26, 2011
- 3- Drafts to full CPC – December 15, 2011
- 4- Final CPC Recommendations to President – March 1, 2012

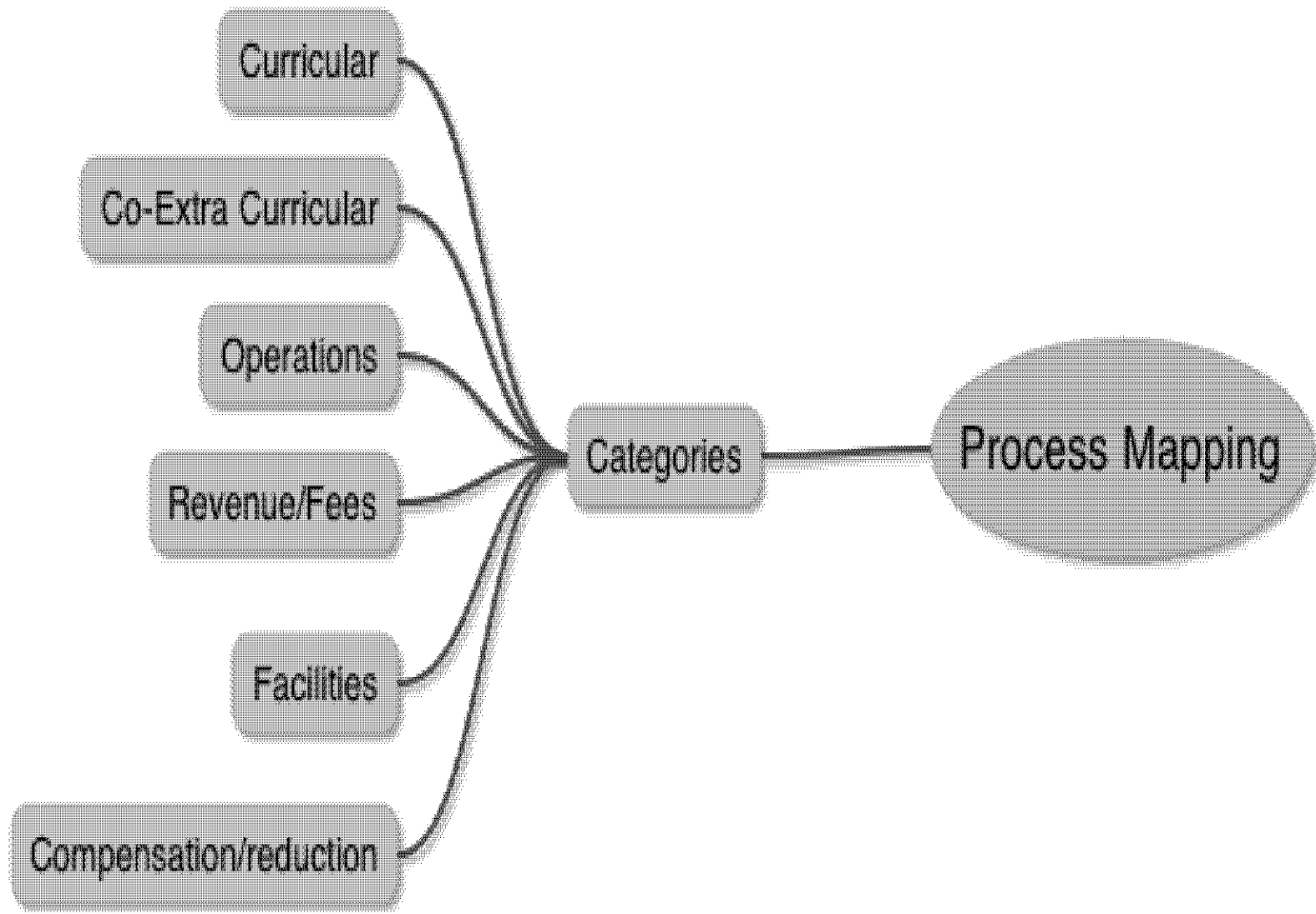
**DRAFT** 5/25/11

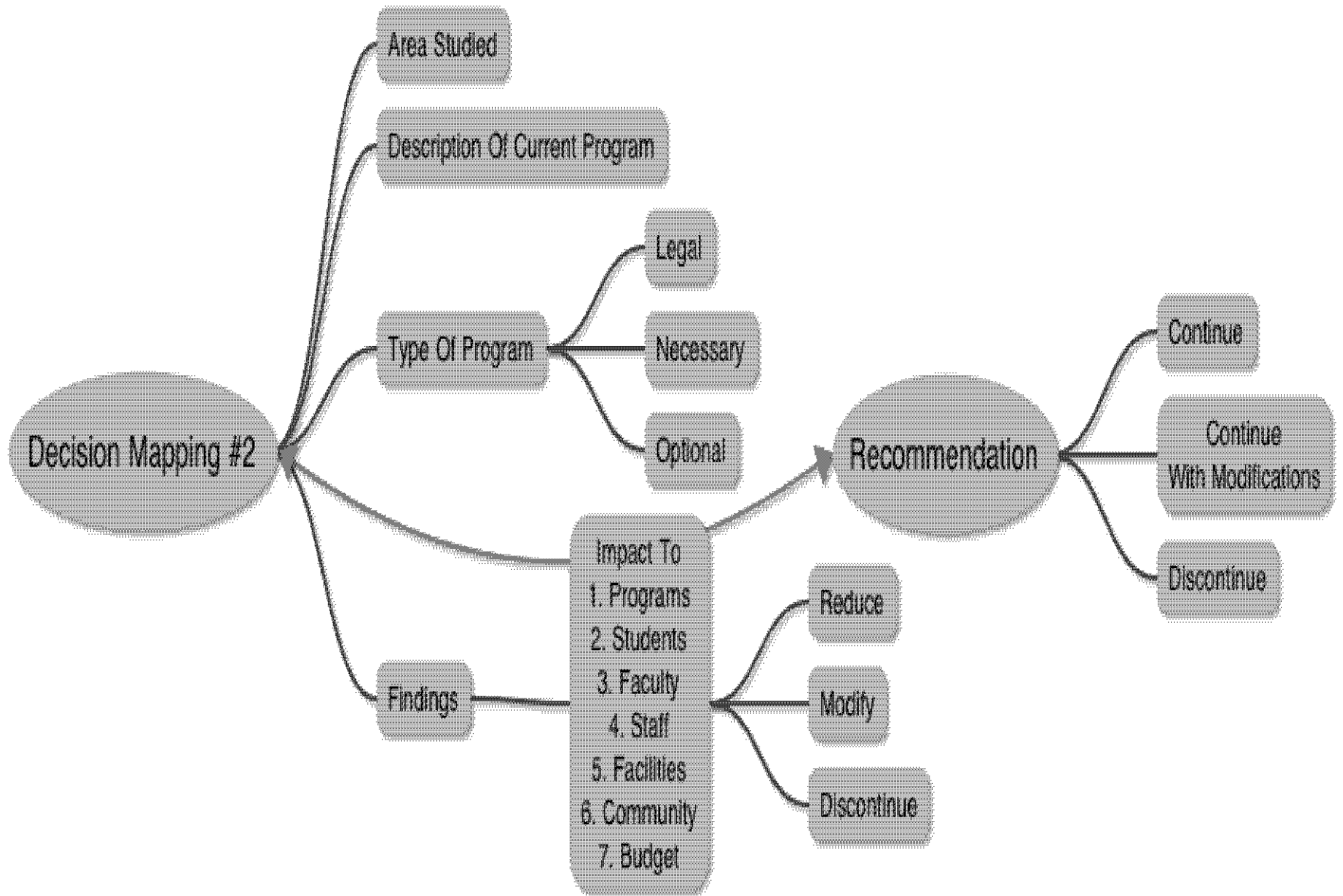
### Summer Study Group Tasks

- 1-Identify specific items to study/analyze within each Summer Study Group.
- 2-Determine what Information or data is required for each item:
  - Internal
  - External
- 3-Develop structure and processes for Think Tanks to follow beginning August 26<sup>th</sup>:
  - Meeting times
  - Timeline
  - Report Format
  - Process to request data
  - Chairs/Co-Chairs

**Absolutely NO decisions will be made by Summer Study Groups**

**Engaging the Entire Campus Community in the Revising of College of the Desert**  
 ALL Are Encouraged To Participate



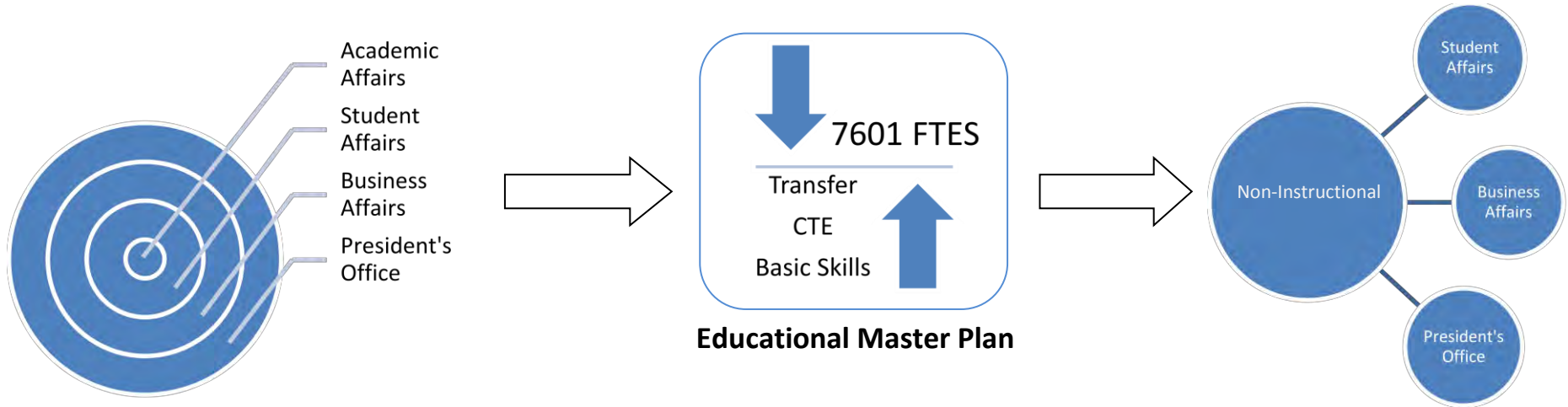




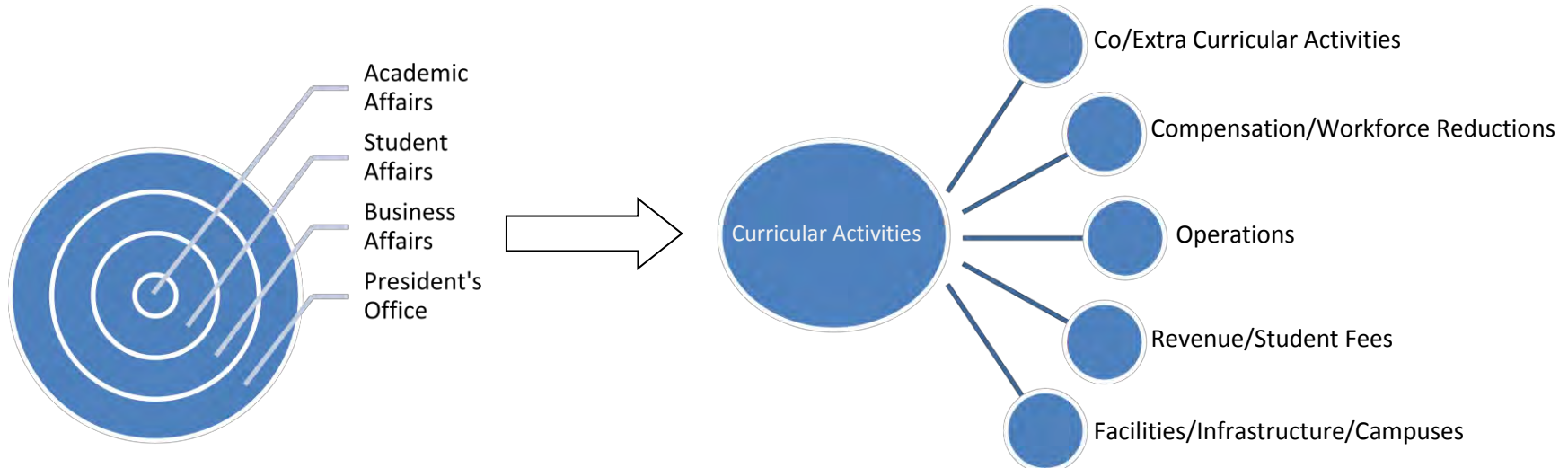


# College of the Desert Summer Study Group Process

## Normal Context



## Under Current Conditions



As we are looking at extremely difficult schedule cuts into our core mission and programming areas, I wanted to look at some district wide trends in overall number of offerings in 3 distinct categories:

Transfer/General Ed  
 Vocational/CTE  
 Non-credit/Basic Skills

Cabrillo College:  
 52% Transfer  
 27% CTE  
 16% Basic Skills  
 5% Other: LS, LD

College of the Canyons  
 Basic Skills 9.6%  
 CTE 19.7%  
 TRANSFER 70.7%

San Diego Mesa College  
 Basic Skills 08.3  
 CTE 18.4  
 Transfer 73.2

Here is Chaffey's data:  
 Using Fall 2010 data...

- 52% - Transfer/General Education
- 35% - CTE
- 12% - Foundational (including non-credit)
- 1% - Other

Caveats:

1. Many courses in CTE disciplines are also transferable, but were only counted as CTE here.
2. Elementary Algebra (MATH-410) and Fundamentals of Composition (ENGL-450) were included in foundational even though they aren't technically basic skills.

Course percentages from Butte College

	Transferable	CTE/Voc. Ed.	Basic Skills	Total
Credit FTES	4,099.0	1,851.8	288.1	6,238.9
Non-Credit FTES	-	20.8	341.7	362.6
<b>Total</b>	4,099.0	1,872.6	629.9	6,601.5
<b>Percentage</b>	<b>62.1%</b>	<b>28.4%</b>	<b>9.5%</b>	<b>100.0%</b>

Cypress College:  
85.1% Transfer  
9.1 % Basic Skills  
5.2 % CTE

Reedley College:  
52.2% Transfer  
29.6% CTE  
18.2% Basic Skills

Ventura College:  
Transfer/General Ed       70%  
Vocational/CTE           21%  
Non-credit/Basic Skills   9%

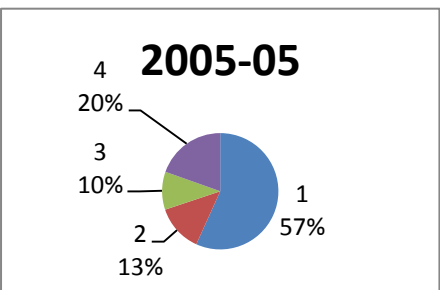
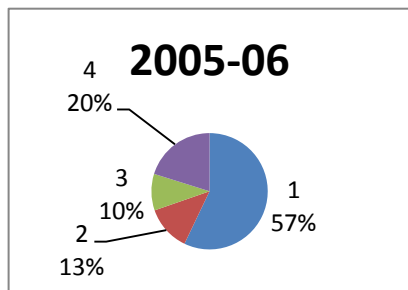
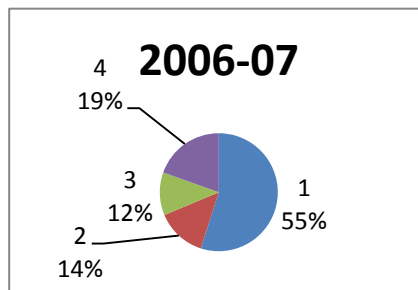
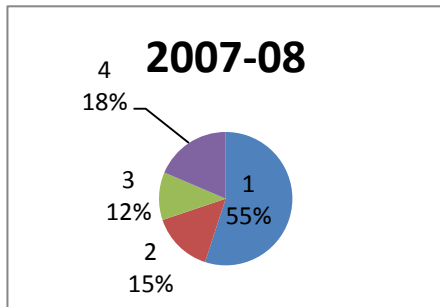
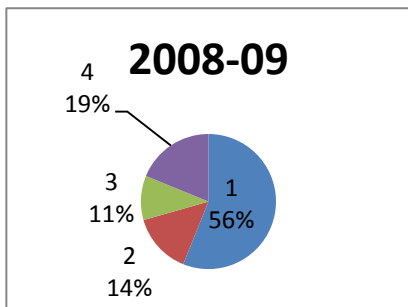
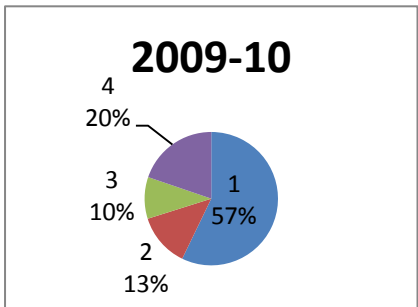
Sierra College:  
Transfer           69.0%  
CTE               23.8%  
Basic Skills       4.9%  
Other              2.3%

Solano CC:  
Transfer           58%  
CTE               32%  
Basic Skills       9%  
Other              1%

Palomar College :  
Transfer/GE - 58%  
CTE – 28%  
Basic Skills – 14%

Southwestern College  
69% Transfer/GE  
13% CTE  
15% BSI/non-credit  
3% other (contract, etc .)?

<u>Year</u>	<u>Transfer 1</u>	<u>BS Credit 2</u>	<u>BS Non-Credit 3</u>	<u>CTE 4 *</u>	<u>Total FTES</u>
2009-10	5857	1327	1035	2025	9050
2008-09	5347	1380	1012	1793	8723
2007-08	4881	1315	1029	1650	8151
2006-07	4727	1182	1011	1683	7700
2005-06	4651	1024	827	1643	7219
2004-05	4517	1044	840	1558	7118



# College of the Desert

## Study Group Report Form

### 1. Area Studied

(Identify name of program/activity that is to be studied)

### 2. Study Team Members

(Identify team members)

### 3. Description of Current Program Structure/Activities

(Provide a brief description of the how the program is organized and what services/activities it provides to the students, staff, or College)

### 4. Type of Program

(Study Team should identify whether the area under study is a legal requirement, necessary for operations, or optional)

	Comments	Next Step
<input type="checkbox"/> <b>Legal Requirement</b>	(provide legal citation)	<input type="checkbox"/> <b>If YES</b> , explore possibilities for increased efficiencies <input type="checkbox"/> <b>If NO</b> , consider whether <b><i>Necessary for Operations</i></b> or <b><i>Optional</i></b>



<input type="checkbox"/> <b>Necessary for Operations</b>	(provide explanation)	<input type="checkbox"/> <b>If YES</b> , explore for possibilities for increase efficiencies <input type="checkbox"/> <b>If NO</b> , should be considered <b><i>Optional</i></b>
<input type="checkbox"/> <b>Optional</b>	(provide explanation)	<input type="checkbox"/> <b>If Optional</b> , explore possibilities for increased efficiencies and/or discontinuance

**5. Think Tank Findings**

(*TO BE COMPLETED DURING THE FALL MEETINGS*: Utilizing the chart below, Think Tanks should review available data and discuss the impact of reducing, modifying or discontinue area being studied)

<b>IMPACT TO:</b>	<b>REDUCE</b>	<b>MODIFY</b>	<b>DISCONTINUE</b>
<b>Academic Programs</b>			
<b>Students</b>			
<b>Faculty</b>			
<b>Staff</b>			
<b>Facilities</b>			
<b>Community</b>			
<b>Budget</b>			

**6. Recommendation to President**

<input type="checkbox"/> <b>Continue</b>	<input type="checkbox"/> <b>Continue with Qualifications</b>	<input type="checkbox"/> <b>Discontinue</b>
<b>COMMENTS:</b>		

# Curricular Activities

Balance between: CTE – Basic Skills- Degree/Transfer

Delivery methods: Self-Paced Lab – Lecture – Fee based

Online vs. Brick and Mortar – Hybrid – Video Conf.

Do we maintain costly programs?

Do we offer only SB 1440 Degree options only?

Do we have to offer ALL current degree options?

Positive Attendance-Daily Census-Weekly Census?

## Co & Extra Curricular Activities

Art Gallery – MESA – Athletics – Clubs???

## Facilities, Infrastructure & Campuses

Mecca/Thermal – Indio – West Valley???

Close summer – Close January – Close all Fridays

**Mandated** → Modify-Reduce-Do nothing

**Necessary** → Modify-Reduce-Eliminate-Do nothing


**Optional** → Modify-Reduce-Eliminate-Do nothing

# COLLEGE OF THE DESERT

## NON-CREDIT PROGRAMS

### FEE-BASED ESL UPDATE

#### JUNE 16, 2011





# OFFERINGS, ENROLLMENTS, & REGISTRATION PROCEDURES

- Fall 2011 - Literacy, Level 1 & 2 at PDC, EVC, and MTC
- Initial offerings = 13 sections
- Enrollments strong especially in Levels 1 & 2 resulting in the addition of 4 sections
- Lumens – platform through which students enroll & pay for Fee-Based ESL
- Course fee = \$108 for 128 hours of instruction represents an excellent value

# LATEST ENROLLMENT FIGURES

## FEE-BASED ESL (6/15/11)

### LITERACY

PDC 8:30am	4
PDC 10:30am	1
PDC 4:30pm	5
PDC 6:30pm*	5
EVC 8:30am	1
MTC 8:00am	0



# LATEST ENROLLMENT FIGURES

## FEE-BASED ESL (6/15/11)

### LEVEL 1

PDC 8:30am	30
PDC 10:30am	6
PDC 4:30pm	20
PDC 6:30pm	35 (5 waitlisted)
EVC 8:30am	3

# LATEST ENROLLMENT FIGURES

## FEE-BASED ESL (6/15/11)

### LEVEL 2

PDC 8:30am	34
PDC 8:30am*	13
PDC 10:30am	12
PDC 4:30pm*	8
PDC 6:30pm	33
PDC 6:30pm*	18

# FEE-BASED ESL

## CURRICULUM UPDATE

- All levels of ESLN faculty convened in May to discuss and determine the essential features of Fee-Based ESL courses.
- Existing course outlines examined to determine key linguistic concepts and vocabulary to be captured in new delivery format.
- Result – an intensive, focused language learning approach focused on all four language skills; reading, speaking, understanding, and writing.

# FEE-BASED ESL

## INITIAL OBSERVATIONS

- Given initial enrollment figures, students appear to be willing to make an investment in their education. Enrollment strong with continuing students from previous levels.
- Faculty continue to work diligently in refining instructional delivery mode through summer.
- Staff trained on new registration platform Lumens, creating a convenient and effective means of registration and payment.



# WIA FUNDING / CASAS

- WORKFORCE INVESTMENT ACT (WIA) – annual award to the college to help students become workforce ready.
- WIA funding currently supports Non Credit Programs and will continue its support per WIA guidelines.
- CASAS – testing mechanism which measures student learning & progress which then determines COD's level of WIA funding.
- More effective CASAS testing to be conducted immediately in order to better capture increases in student learning and WIA funding to COD.



**QUESTIONS?**